



safetysmartgear™

be seen - be safe - be smart™

CALL FOR QUOTE: **877-999-4847**
WWW.SAFETYSMARTGEAR.COM

RED KAP

• 1923 •

™

workwear apparel



PT20KHO
30 / 37U APC
896-060-5



DONE RIGHT.®

MORE THAN JUST A SLOGAN. IT'S A WAY OF LIFE.

Here's to the early risers. The heavy lifters. The people who believe there's only one way a job should be done – and that's DONE RIGHT. We've been outfitting these hard workers since 1923 in everything from shirts, pants and overalls to lab coats and butcher wraps.

So, here's to the people who do the tough jobs. The challenging jobs. The messy jobs. The bending, twisting jobs. The jobs that make you think on your feet. For those of you who take great pride in your work and the people you work alongside, we make Red Kap® for all of you. And we'll continue, for as long as there are people who never quit, who go to work before the sun comes up and head home for dinner long after the sun's gone down.





ICON GUIDE

Use the icon legend below as a guide to help quickly identify unique features and benefits for Red Kap® garments after each product name.



WOMEN'S COMPANION PIECE AVAILABLE

Garments on pages 14-49 featuring this icon have a female companion piece located in the Women's Workwear section on pages 76-85.



TOUCHTEX™ TECHNOLOGY

Superior color retention, soil release and wickability.



TOUCHTEX PRO™

Same features as Touchtex™ but with an even softer hand. Available on bottoms only.



YARN DYED STRIPES

Yarns are dyed then woven into a striped configuration.



DURABLE PRESS

Minimum pressing or ironing required. Fabric contains a wrinkle-resistant finish.



NO BUTTONS

This garment has no buttons that will fall off or catch.



UV BUTTONS

Non-yellowing buttons for long-lasting whiteness through industrial laundry processing.



HYDROPHYLIC MOISTURE MANAGEMENT SYSTEM

Technical term meaning moisture wicking. Wicks perspiration away from the skin and spreads it over the fabric face. It then quickly evaporates, allowing the wearer to stay cool, dry and comfortable.



ROKAP

A Red Kap® term for our no-roll waistband. This garment has enhanced engineering to withstand industrial laundry stress and abrasion. The waistband has a mesh inner lining inside to reduce breakdown in fabric fibers, giving the pant a permanent crease even after industrial laundering.



WORK NMOTION® FABRIC

Created exclusively for Red Kap® and provides permanent comfort during wear with memory stretch yarns for added flexibility.



STRETCH CANVAS

The industry's first Industrial Stretch Canvas is extra tough but wears comfortably all day long.



ZEROSKRATCH™ APPAREL

Paint jobs and surfaces stay scratch free thanks to strategically-designed garment features that keep buttons and snaps under wraps.



RIPSTOP FABRIC

Lightweight yet extra durable ripstop fabric keeps rips and repairs to a minimum.



SIDE-VENTED STRAIGHT HEM

Versatile straight hem offers a clean professional look whether tucked in or worn out.



TRUBLACK

Our 65% Polyester / 35% Cotton Black fabric resists fading wash after wash.



CLASSIC FIT

This fit features a traditional rise that sits at the natural waist. Slim through the seat and thigh with a slimmer leg opening that will fit over work boots.



RELAXED FIT

Our relaxed fit jeans feature a traditional rise that sits at the natural waist. Relaxed seat and thigh offer more room for mobility, and the slightly tapered leg fits over work boots.



LOOSE FIT

This fit features an updated rise that sits slightly below the waist. It is cut through the seat and thigh to offer maximum comfort and ease of movement. The straight leg fits over work boots.



STRAIGHT FIT

Our straight fit features an updated rise that sits slightly below the waist. It is slim through the seat and thigh with a leg opening that fits over work boots.



MODERN FIT

New modern fit with updated rise sits slightly below the natural waist. It is slim through the seat and thigh with a slightly tapered leg opening that fits over work boots.

TABLE OF CONTENTS



HI-VISIBILITY TYPE O CLASS 1 - OFF-ROAD

Intended for use in environments where there are struck-by hazards from moving vehicles, equipment and machinery **not** operating on public access rights of way or temporary traffic control zones.



HI-VISIBILITY TYPE R CLASS 2 - ROADWAY

Intended for use by personnel exposed to vehicular traffic from public access rights of way or roadway temporary traffic control zones. Class 2 garments require the use of greater amounts of high-visibility materials which help distinguish between a human and an inanimate object.



HI-VISIBILITY TYPE R CLASS 3 - ROADWAY

Intended for use by personnel exposed to vehicular traffic from public access rights of way or roadway temporary traffic control zones. Class 3 garments mandate an even higher standard of visibility for workers in moving, complex backgrounds.



HI-VISIBILITY SUPPLEMENTAL CLASS E

Pants, bib overalls, shorts and gaiters meeting minimum area requirements for background material and retroreflective trim. Class E apparel, however, cannot be worn alone to provide adequate visibility of workers. When Class E items are worn with Performance Class 2 or 3 apparel, the overall classification of the ensemble is Performance Class 3.



UPF 40 RATING

Ultraviolet Protection Factor - A rating designed for fabric and clothing that specifically measures the level of sun protection. UPF measures both UVA and UVB rays.

WASH CODES



INDUSTRIAL LAUNDRY



HOME WASH



LIGHT SOIL WASH



DRY CLEAN

6-7	CUSTOMIZATION & FABRIC
8-11	MIMIX™
12-37	SHIRTS
38-55	PANTS
56-63	OUTERWEAR
64-67	COVERINGS
68-73	COVERALLS
74-85	WOMEN'S
86-95	AUTOMOTIVE
96-115	HI-VISIBILITY
116-123	ENHANCED VISIBILITY
124-131	HOUSEKEEPING
132-137	HEALTHCARE
138-143	FOOD PROCESSING
144-157	CULINARY
158-159	MEASURING GUIDELINES
160-165	SIZE CHARTS
166-167	INDEX / SIZE CHART REFERENCE

FIT CHART ICONS



MEN'S FIT CHART (MFC)

The "M" represents "Men's" and is followed by the corresponding number of the specific Men's Fit Chart on pgs. 161-165



WOMEN'S FIT CHART (LFC)

The "L" represents "Ladies" and is followed by the corresponding number of the specific Women's Fit Chart on pg. 160.

Transform an ordinary uniform program into an EXTRAORDINARY UNIFORM PROGRAM.



Through our Imagine It® program, we have taken the capability of creating customized uniform items and apparel to a new level. The possibilities are countless.



Decorate it. Modify it. **Customize it.**

This unique program allows you to select stock apparel from our many brands and modify or customize them to create uniforms that cater directly to your needs. A red collar overlay, a decorative trim on the cuffs or the addition of reflective striping to a coverall are a few examples of the possibilities that can make your purchases unique. Contact your sales representative for more information.

To learn more about Imagine It® visit: wpg.vfimagewear.com/Information/ImagineIt

2 COLOR BIAS TRIM ON BACK COLLAR

LOGO EMBROIDERY



2 COLOR BIAS TRIM DOWN SLEEVES AND SIDE FRONTS

SP24CH - Pg. 14

DIRECT EMBROIDERY

EPAULETS

LOGO EMBROIDERY

POCKET FLAPS



SP10CW - Pg. 16

SOUTACHE ON COLLAR,
POCKET, CUFFS AND ALONG
FRONT OPENING

LOGO
EMBROIDERY



KT76BK - Pg. 149

KNIT TRIM ALONG COLLAR EDGE
AND FRONT OF POCKET

EMBROIDERED
EMBLEM

LOGO
EMBROIDERY



WT50WH - Pg. 142

FABRIC THAT WORKS FOR YOU

We offer a wide variety of high-quality, durable fabrics made to withstand the wear and tear endured on any jobsite. Whether you're looking for added comfort, durability or a little bit of both, we've got the fabric that suits your needs. And it's Red Kap®, so you know it's Done Right.

RIPSTOP

Helps stop rips even after they start ◦ Industrial-friendly poly/cotton blend fabric is extra durable yet lightweight ◦ Superior color retention, soil release and wickability ◦ Stronger than traditional workwear fabric

65% POLYESTER / 35% COTTON 80% POLYESTER / 20% COTTON

Poly-rich fibers deter dust and debris ◦ Breathability and comfort of cotton ◦ Strength and durability of polyester ◦ Lightweight for comfort ◦ Provides excellent color retention

100% COTTON

All natural fibers offer breathability ◦ Twill weave adds strength ◦ Easy care, wrinkle-resistant finish ◦ Lightweight for comfort ◦ Soft hand and easy drape on the body

100% SPUN POLYESTER

Strong fibers that stand up to wear and tear ◦ Fibers have more "give" than natural fibers, offering more comfort and mobility ◦ Provides excellent color retention ◦ Processes faster through all wash cycles ◦ Fibers deter dust and debris

ANTI-STAT

Low lint fabric ◦ Lightweight fabric with roomier fit for added comfort on the job ◦ Grippers at sleeves and at neck for extra coverage when needed ◦ External chest and hip pockets for additional storage

WORK NMOTION®

Memory Stretch yarns for added flexibility ◦ Inherent stretch adds additional comfort ◦ Excellent stretch recovery at stress points (elbows and knees) ◦ Bartacks at all stretch points for added durability



MIMIX™



By analyzing and understanding the relationship between movement of the human body and how clothing inhibits range of motion, Red Kap® has designed an apparel solution that increases freedom of movement without sacrificing durability. MIMIX™ revolutionizes workwear apparel by providing optimum comfort and mobility for physically active people. MIMIX™ flex panels are placed where the greatest impact can be made to your mobility, efficiency, and performance.

Built for the way you move.

Bend, stretch, squat and reach without your clothes holding you back.



Specially designed **FLEX PANELS** increase your freedom of movement.



Durable **RIPSTOP FABRIC** on work shirts is **75% STRONGER** than other poplin work fabrics.



PREMIUM, PROFESSIONAL LOOK improves customer perception and fosters employee pride.



MOISTURE WICKING FINISH on work shirts draws moisture away from the body.



PERFORMANCE STRETCH FABRIC provides **ADDITIONAL BREATHABILITY** where you need it most.



MIMIX™ Work Shirt

FEEL BETTER AND WORK BETTER WITH THIS MIMIX™ WORK SHIRT BY RED KAP®.

The specially placed flex panel provides maximum mobility and is made with a lightweight mesh fabric that is extra durable and breathable too. Combine this with the far more premium look, and all together, it's quite possibly the most perfect shirt you can put to work.



MIMIX™ WORK SHIRT

IL LS HW M 46

Two-piece, lined, banded, topstitched collar with sewn-in stays ◦ Two button-thru, hex style chest pockets with bartack reinforcement and pencil stall on left chest ◦ Industrial-friendly ripstop fabric with Touchtex™ technology offers superior color retention, soil release, and wickability ◦ Pre-cure durable press wrinkle resistant finish ◦ Matte melamine break-resistant buttons for durability and modern look ◦ Updated fit and patent-pending color-matched MIMIX™ stretch polyester mesh panels on back enhance appearance and dramatically improve mobility ◦ Performance mesh provides additional breathability where you need it most

Body: 4.25 oz. Ripstop, 65% Polyester / 35% Cotton

MIMIX™ Panels: 3.8 oz. Performance Mesh, 100% Polyester

Country of Origin: Imported

SX10 LONG SLEEVE (Reg) S-4XL, (Long) L-2XL

SX20 SHORT SLEEVE (Reg) S-4XL, (Long) L-2XL

Colors: Black (BK), Charcoal (CH), Grey (GY), Light Blue (LB), Navy (NV)





MIMIX™ Utility Pant

PANTS THAT WON'T RESTRICT YOU FROM GETTING THE JOB DONE.



PATENT
PENDING

MIMIX™ stretch panels maximize mobility and increase comfort.

Built-in flex panels provide superior mobility and a comfortable fit so you can bend, squat, and stretch without anything holding you back. When it comes to a pair of work pants that are extra comfortable, super durable and promise true freedom of movement, choose the workwear that's built to mimic the way you move.



MIMIX™ UTILITY PANT

IL LS HW

TOUCHTEX PRO™ with superior color retention and soil release ◦ Updated straight fit for clean, professional and modern appearance ◦ Jean-style waistband with button closure ◦ Matte melamine break-resistant buttons for durability and modern look ◦ Slack-style front pockets and two set-in hip pockets; left pocket has button closure ◦ Patent-pending color-matched MIMIX™ stretch panels strategically placed to maximize mobility and improve comfort on the job ◦ Wider center back loop

Body: 7.5 oz. Twill, 65% Polyester / 35% Cotton

MIMIX™ Panels: 10 oz. Woven Stretch, 93% Nylon / 7% Spandex

Country of Origin: Imported

PX60 28-50 (Even sizes only)

Colors: Black (BK), Charcoal (CH), Navy (NV)







Shirts







 Reference page 6 to see a customized option of SP24GH.



INDUSTRIAL SOLID WORK SHIRT

SP24 SHORT SLEEVE

SIZE:
 (Reg) S-5XL, (Long) L-4XL

COLORS:

- SP24BK Black
- SP24CH Charcoal
- SP24GY Grey
- SP24LA Light Grey
- SP24LB Light Blue
- SP24LG Light Green
- SP24LT Light Tan
- SP24MB Petrol Blue
- SP24NV Navy
- SP24PB Postman Blue
- SP24RD Red
- SP24SG Spruce Green
- SP24WH White

SIZE:
 (Reg) S-5XL

COLORS:

- SP24BY Burgundy
- SP24CB Chocolate Brown
- SP24DB Dark Blue
- SP24KK Khaki
- SP24OR Orange
- SP24RB Royal Blue
- SP24SV Silver

SP14 LONG SLEEVE

SIZE:
 (Reg) S-5XL, (Long) L-4XL

COLORS:

- SP14BK Black
- SP14CH Charcoal
- SP14GY Grey
- SP14LA Light Grey
- SP14LB Light Blue
- SP14LG Light Green
- SP14LT Light Tan
- SP14MB Petrol Blue
- SP14NV Navy
- SP14PB Postman Blue
- SP14RD Red
- SP14SG Spruce Green
- SP14WH White

SIZE:
 (Reg) S-5XL, (Long) L-2XL

COLORS:

- SP14BY Burgundy
- SP14CB Chocolate Brown
- SP14DB Dark Blue
- SP14KK Khaki
- SP14OR Orange
- SP14RB Royal Blue
- SP14SV Silver



TOUGHTEX™ TECHNOLOGY with superior color retention, soil release and wickability.



PRE-CURE DURABLE PRESS for a wrinkle-resistant finish.



Two-piece, lined collar with sewn-in stays ◦ Six-button front with gripper at neck ◦ Two button-thru, hex-style pockets with bartacked pencil stall on left pocket ◦ Women's companion (SP13 / SP23) shown on page 78

4.25 oz. Poplin, 65% Polyester / 35% Cotton
Country of Origin: Imported



20 SOLID COLORS

INDUSTRIAL STRIPE WORK SHIRT

13
STRIPE
COLORS



1 SP20GK SHORT SLEEVE (Reg) S-4XL, (Long) L-3XL
SP10GK LONG SLEEVE (Reg) S-4XL, (Long) L-3XL
Color: Green/Khaki (GK)

2 SP20GI SHORT SLEEVE (Reg) S-5XL, (Long) M-4XL
SP10GI LONG SLEEVE (Reg) S-5XL, (Long) L-3XL
Color: Charcoal with Blue/White (GI)

3 SB22BS SHORT SLEEVE (Reg) S-5XL, (Long) M-4XL
SB12BS LONG SLEEVE (Reg) S-5XL, (Long) L-3XL
Color: Petrol Blue/Navy (BS)

4 SP20IC SHORT SLEEVE (Reg) S-4XL, (Long) L-3XL
SP10IC LONG SLEEVE (Reg) S-4XL, (Long) L-3XL
Color: Blue/Brown/White (IC)

5 SP20GW SHORT SLEEVE (Reg) S-4XL, (Long) L-3XL
SP10GW LONG SLEEVE (Reg) S-4XL, (Long) L-3XL
Color: White/Green (GW)

6 SP24KN SHORT SLEEVE (Reg) S-4XL, (Long) L-3XL
SP14KN LONG SLEEVE (Reg) S-4XL, (Long) L-3XL
Color: Khaki/Navy (KN)

7 SP20BW SHORT SLEEVE (Reg) S-5XL, (Long) M-4XL
SP10BW LONG SLEEVE (Reg) S-5XL, (Long) L-3XL
Color: GM Blue/White (BW)

8 SP20CW SHORT SLEEVE (Reg) S-5XL, (Long) M-4XL
SP10CW LONG SLEEVE (Reg) S-5XL, (Long) L-3XL
Color: White/Charcoal (CW)

9 SP24CR SHORT SLEEVE (Reg) S-4XL, (Long) L-3XL
SP14CR LONG SLEEVE (Reg) S-4XL, (Long) L-3XL
Color: Charcoal/Red/White (CR)

10 SL20WB SHORT SLEEVE (Reg) S-5XL, (Long) M-4XL
SL10WB LONG SLEEVE (Reg) S-5XL, (Long) L-3XL
Color: Blue/White (WB)

11 SP24RN SHORT SLEEVE (Reg) S-4XL, (Long) L-3XL
SP14RN LONG SLEEVE (Reg) S-4XL, (Long) L-3XL
Color: Navy/Red (RN)

12 SP20BB SHORT SLEEVE (Reg) S-4XL, (Long) L-3XL
SP10BB LONG SLEEVE (Reg) S-4XL, (Long) L-3XL
Color: Light Blue/Navy (BB)

13 SP24EX SHORT SLEEVE (Reg) S-5XL, (Long) M-4XL
SP14EX LONG SLEEVE (Reg) S-5XL, (Long) M-4XL
Color: Grey/Blue (EX)



TOUCHTEX™ TECHNOLOGY with superior color retention, soil release and wickability.



PRE-CURE DURABLE PRESS for a wrinkle-resistant finish.

IL LS HW 舞 M 46

Two-piece, lined collar with sewn-in stays • Six-button front with button at neck • Two button-thru, hex-style pockets with bartacked pencil stall on left pocket

4.25 oz. Poplin, 65% Polyester / 35% Cotton
Country of Origin: Imported

imagine it
Reference page 6 to see a customized option of SP10CW.

1. GK green / khaki
2. GI charcoal with blue / white
3. BS petrol blue / navy
4. IC blue / brown / white



5. GW white / green
6. KN khaki / navy
7. BW GM blue / white
8. CW white / charcoal
9. CR charcoal / red / white
10. WB blue / white
11. RN navy / red
12. BB light blue / navy
13. EX grey / blue

PERFORMANCE PLUS SHOP SHIRT



OILBLOK TECHNOLOGY repels the toughest auto fluids, including oil, keeping shirts looking new, longer – and it's only available from Red Kap®.

SY42RB

NEW

**IT KEEPS
OIL OUT - AND
BREATHABLE
COMFORT IN.**

Colors: Black/Charcoal Mesh (BC), Black/Royal Blue Mesh (BR), Charcoal/Black Mesh (CB), Charcoal/Fireball Red Mesh (CF), Charcoal/Yellow Mesh (CY), Fireball Red/Charcoal Mesh (FC), Light Grey/Charcoal Mesh (GC), Royal Blue/Black Mesh (RB)





TOUCHTEX™ TECHNOLOGY with superior color retention, soil release and wickability.



Concealed, **ZeroScratch™**, button-front placket won't scratch a finish.



PRE-CURE DURABLE PRESS for a wrinkle-resistant finish.



Industrial-friendly **RIPSTOP FABRIC** is **75% STRONGER** than other poplin workwear fabrics.



PERFORMANCE PLUS SHOP SHIRT



Flex stretch panels offer improved mobility and breathability • Underarm mesh gussets deliver increased range of motion and breathable comfort • Utility pocket on left sleeve keeps tools and gauges close at hand • Specialty chest pockets provide additional storage for essential items • Covered snaps keep paint jobs protected • Scooped hem provides maximum coverage while looking professional tucked in or left out • Mesh-lined banded collar looks professional while keeping cool and comfortable • Women's companion (SY31/41) shown on page 76

Body: 4.25 oz. Ripstop, 65% Polyester / 35% Cotton
Stretch Panels: 3.8 oz. Stretch Knit, 100% Polyester
Country of Origin: Imported

SY42 SHORT SLEEVE (Reg) S-5XL, (Long) L-3XL
SY32 LONG SLEEVE (Reg) S-5XL, (Long) L-3XL



Exclusive OilBlok finish repels some of the toughest garage fluids.

TWO-TONE CREW & SOLID SHIRT



TWO-TONE CREW SHIRT IL LS HW M 46

Convertible collar with sewn-in stays • Left sleeve pocket • Pencil stall on front pocket

4.25 oz. Ripstop, 65% Polyester / 35% Cotton
Country of Origin: Imported

SY20 SHORT SLEEVE (Reg) S-5XL, (Long) M-3XL

SY10 LONG SLEEVE (Reg) S-5XL, (Long) M-3XL

Colors: Black/Charcoal (BC), Black/Lime (BL), Black/Red (BR), Charcoal/Grey (CG), Charcoal/Orange (CO), Charcoal/Royal Blue (CR), Navy/Grey (NG)



CUSTOMIZATION
Black / Red - name badge emblem on right upper front, logo embroidery on left upper front



TOUGHTEX™ TECHNOLOGY with superior color retention, soil release and wickability.



PRE-CURE DURABLE PRESS for a wrinkle-resistant finish.



Concealed, **ZeroScratch™**, button-front placket won't scratch a finish.



Industrial-friendly **RIPSTOP FABRIC** is **75% STRONGER** than other poplin workwear fabrics.



STRAIGHT HEM with side vents.



SLEEVE POCKET

COVERED BUTTONS



CH charcoal

BK black



Ripstop fabric detail

SOLID CREW SHIRT IL LS HW M 46

Convertible collar with sewn-in stays • Left sleeve pocket • Pencil stall on front pocket

4.25 oz. Ripstop, 65% Polyester / 35% Cotton
Country of Origin: Imported

SY20 SHORT SLEEVE (Reg) S-4XL, (Long) L-2XL

SY10 LONG SLEEVE (Reg) S-4XL, (Long) L-2XL

Colors: Black (BK), Charcoal (CH)



STRIPED COLOR BLOCK SHIRT



Touchtex™ technology with superior color retention, soil release and wickability ◦ Banded collar with sewn-in stays ◦ Contrast shoulders, side panels, yoke and collar band in industrial-friendly ripstop fabric ◦ Concealed, ZeroScratch™, gripper-front placket ◦ Pencil stall on front pocket ◦ Straight hem

Striped Body: 4.25 oz. Poplin, 65% Polyester / 35% Cotton
Contrast Panels: 4.25 oz. Ripstop, 65% Polyester / 35% Cotton
Country of Origin: Imported

SY40 SHORT SLEEVE (Reg) S-4XL, (Long) L-2XL

SY30 LONG SLEEVE (Reg) S-4XL, (Long) L-2XL

Colors: Navy/Light Blue Stripe with Navy contrast (NL), Red/Charcoal Stripe with Charcoal contrast (RC)



MOTORSPORTS SHIRT



Touchtex™ technology with superior color retention, soil release and wickability ◦ Banded collar with sewn-in stays ◦ Contrast shoulders, side panels and inner collar band

4.25 oz. Poplin, 65% Polyester / 35% Cotton
Country of Origin: Imported

SP28 SHORT SLEEVE (Reg) S-5XL, (Long) M-3XL

SP18 LONG SLEEVE (Reg) S-5XL, (Long) M-3XL

Colors: Black/Grey (BG), Charcoal/Black (CB), Charcoal/Royal Blue (CR), Navy/Postman Blue (NP), Red/Navy (RN)

SY26BD



DIAMOND PLATE SHIRT



Industrial-friendly ripstop fabric is 75% stronger than other poplin workwear fabrics ◦ Touchtex™ technology with superior color retention, soil release and wickability ◦ Pre-cure durable press ◦ Banded collar with sewn-in stays ◦ Concealed, ZeroScratch™, snap-front placket ◦ Pencil stall on front pocket ◦ Left sleeve pocket ◦ Straight hem in front with a drop tail in the back

4.25 oz. Ripstop, 65% Polyester / 35% Cotton
Country of Origin: Imported

SY26 SHORT SLEEVE (Reg) S-3XL, (Long) L-2XL

SY16 LONG SLEEVE (Reg) S-3XL, (Long) L-2XL

Color: Black with Charcoal Diamond Plate Accent (BD), Navy with Charcoal Diamond Plate Accent (ND)



SP24GM



PERFORMANCE TECHNICIAN SHIRT



Touchtex™ technology with superior color retention, soil release and wickability ◦ Pre-cure durable press ◦ Convertible collar with sewn-in stays

4.25 oz. Poplin, 65% Polyester / 35% Cotton
Country of Origin: Imported

SP24GM SHORT SLEEVE (Reg) S-4XL, (Long) M-3XL

SP14GM LONG SLEEVE (Reg) S-4XL, (Long) M-3XL

Color: Grey/Black with Red and White Striping

SP24AC



TECHNICIAN SHIRT



Touchtex™ technology with superior color retention, soil release and wickability ◦ Pre-cure durable press ◦ Convertible collar with sewn-in stays

4.25 oz. Poplin, 65% Polyester / 35% Cotton
Country of Origin: Imported

SP24AC SHORT SLEEVE (Reg) S-3XL

SP14AC LONG SLEEVE (Reg) S-3XL, (Long) M-2XL

Color: Navy/Grey with Red Striping

SS16WH



SPECIALIZED POLYESTER WORK SHIRT



Touchtex™ technology with superior color retention, soil release and wickability ◦ Two-piece, convertible collar with sewn-in stays and stainless steel gripper closure ◦ Seven-gripper front ◦ Gripper closure on sleeve cuff ◦ No pockets

5 oz. Poplin, 100% Spun Polyester

Country of Origin: Imported

SS26 SHORT SLEEVE (Reg) S-3XL, (Long) L-4XL

SS16 LONG SLEEVE (Reg) S-4XL, (Long) L-3XL

Color: White (WH)

WH

SP16LT



SPECIALIZED POCKETLESS WORK SHIRT



Touchtex™ technology with superior color retention, durable press, soil release and wickability ◦ Two-piece convertible collar with sewn-in stays ◦ Seven stainless steel gripper closures ◦ Gripper closure on sleeve cuff ◦ No pockets ◦ Women's companion (SP15 / SP25) shown on page 79

4.25 oz. Poplin, 65% Polyester / 35% Cotton

Country of Origin: Imported

SP26 SHORT SLEEVE (Reg) S-6XL, (Long) L-4XL

SP16 LONG SLEEVE (Reg) S-5XL, (Long) M-4XL

Colors: Light Grey (LA), Light Blue (LB), Light Tan (LT), Navy (NV), White (WH)



SC16LB



SPECIALIZED COTTON WORK SHIRT



Two-piece, lined collar with sewn-in stays ◦ Seven stainless steel gripper closures ◦ Pocketless ◦ Separate two-piece back yoke ◦ Gripper closure on sleeve cuff

5.25 oz. Twill, 100% Cotton

Country of Origin: Imported

SC16 LONG SLEEVE (Reg) S-3XL, (Long) L-2XL

Colors: Light Blue (LB), Navy (NV), White (WH)



SP14RC



DURA STRIPE® WORK SHIRT



Touchtex™ technology with superior color retention, durable press, soil release and wickability ◦ Two-piece, lined collar with sewn-in stays ◦ Six-button front with button at neck ◦ Two button-thru, hex-style pockets with bartacked pencil stall on left pocket

4.25 oz. Poplin, 65% Polyester / 35% Cotton

Country of Origin: Imported

SP24 SHORT SLEEVE (Reg) S-3XL

SP14 LONG SLEEVE (Reg) S-3XL, (Long) L-3XL

Colors: Medium Blue/Light Blue Twin stripe (ML), Navy/Light Blue Twin Stripe (NL), Charcoal/Red Twin Stripe (RC)



CUSTOMIZATION ◦ Dark Navy - logo embroidery on left upper front



WRINKLE-RESISTANT COTTON WORK SHIRT



Easy-care finish ◦ Two-piece collar with sewn-in stays ◦ Seven-button front including button at neck ◦ Two button-thru, hex-style pockets with bartacked pencil stall on left pocket

6 oz. Twill, 100% Wrinkle-resistant Cotton • Country of Origin: Imported

SC40 SHORT SLEEVE (Reg) S-4XL, (Long) L-4XL **SC30** LONG SLEEVE (Reg) S-5XL, (Long) L-4XL

Colors: Dark Navy (DN), Graphite Grey (GG), Khaki (KH), Light Blue (LB), Navy (NV), Orange (OR), Postman Blue (PB), Spruce Green (SG), White (WH)

micro-check work shirts



MICRO-CHECK UNIFORM SHIRT



Touchtex™ technology with superior color retention, soil release and wickability ◦ Yarn-dyed microchecks ◦ Two-piece, lined, banded collar with sewn-in stays ◦ Six tortoise shell buttons with button at neck ◦ Two button-thru, hex-style pockets with bartacked pencil stall on left pocket

3.5 oz. Poplin, 65% Polyester / 35% Combed Cotton
Country of Origin: Imported

SP20 SHORT SLEEVE (Reg) S-6XL, (Long) L-5XL

SP10 LONG SLEEVE (Reg) S-6XL, (Long) M-4XL

Colors: Blue/Charcoal Check (EX), Hunter Green/Khaki Check (HK), Khaki/Black Check (KB)

CUSTOMIZATION ◦ **Khaki / Black Check** - matching name badge emblem on right upper front, logo embroidery on left upper front

SP14DN



GEOMETRIC MICRO-CHECK WORK SHIRT



Touchtex™ technology with superior color retention, soil release and wickability ◦ Two-piece, lined collar with sewn-in stays ◦ Seven tortoise shell buttons ◦ Two button-thru, hex-style pockets with bartacked pencil stall on left pocket

3.75 oz. Poplin, 65% Polyester / 35% Cotton
Country of Origin: Imported

SP24 SHORT SLEEVE (Reg) S-3XL

SP14 LONG SLEEVE (Reg) S-3XL, (Long) L-2XL

Colors: Denim Blue (DN), Blue/Charcoal (GB), Khaki/Black (KB)



SP74WB



MINI-PLAID UNIFORM SHIRT



Touchtex™ technology with superior color retention, soil release and wickability ◦ Yarn-dyed microchecks ◦ Relaxed fit ◦ Two-piece, lined, banded collar with sewn-in stays ◦ Seven tortoise shell buttons with button at neck ◦ One button-thru, rounded left chest pocket

3.5 oz. Poplin, 65% Polyester / 35% Cotton
Country of Origin: Imported

SP84 SHORT SLEEVE (Reg) S-3XL, (Long) L-3XL

SP74 LONG SLEEVE (Reg) S-3XL

Colors: Grey/Blue Plaid (GB), White/Blue Plaid (WB)



SH20CH



HEATHERED POPLIN UNIFORM SHIRT



Durable press finish for a clean, crisp appearance and less ironing ◦ Two-piece, lined, banded collar with sewn-in stays ◦ Seven tortoise shell buttons ◦ Two button-thru, hex style pockets with pocket flaps ◦ Left pocket has top entry and pencil stall

4.25 oz. Heathered Poplin, 65% Polyester / 35% Cotton
Country of Origin: Imported

SH20 SHORT SLEEVE (Reg) S-3XL

SH10 LONG SLEEVE (Reg) S-3XL, (Long) L-2XL

Colors: Charcoal (CH), Navy (NV)



ST52SV



UTILITY UNIFORM SHIRT



Pre-cure durable press for a clean, crisp appearance and less ironing ◦ Topstitched, lined collar with sewn-in stays ◦ Seven-button front ◦ Two button-thru, hex style flap pockets with pencil stall on left pocket ◦ Longer length ◦ Straight hem ◦ Pairs well with PT62 Utility Uniform Pant on page 42

5.25 oz. Twill, 65% Polyester / 35% Cotton
Country of Origin: Imported

ST62 SHORT SLEEVE (Reg) S-4XL

ST52 LONG SLEEVE (Reg) S-4XL, (Long) L-2XL

Colors: Black (BK), Charcoal (CH), Khaki (KH), Navy (NV), Silver (SV)



SOLID RIPSTOP SHIRT



Industrial-friendly **RIPSTOP FABRIC** is **75% STRONGER** than other poplin workwear fabrics.



TOUCHTEX™ TECHNOLOGY with superior color retention, soil release and wickability.



PRE-CURE DURABLE PRESS for a wrinkle-resistant finish.



STRAIGHT HEM with side vents.



IL LS HW M 46

Seven-button front, including button at neck ◦ Two-piece, lined, banded, topstitched collar with sewn-in stays ◦ Two button-thru functional flapped pockets with angled bartacks, sewn-down pencil stall on left pocket ◦ Center front placket ◦ Separate two-piece yolk

4.25 oz. Poplin Ripstop, 65% Polyester / 35% Cotton
Country of Origin: Imported

SY60 SHORT SLEEVE (Reg) S-3XL, (Long) L-2XL

SY50 LONG SLEEVE (Reg) S-3XL, (Long) L-2XL

Colors: Black (BK), Charcoal (CH), Grey (GY), Khaki (KH), Light Blue (LB), Navy (NV)



Ripstop fabric detail



SP60CW



STRIPED DRESS UNIFORM SHIRT



Touchtex™ technology with superior color retention, soil release, durable press and wickability ◦ Two-piece, lined, banded collar with sewn-in stays ◦ Lined, seven-button front placket ◦ Two button-thru, hex-style flap pockets with pencil stall on left pocket ◦ Separate two-piece yoke

4.25 oz. Poplin, 65% Polyester / 35% Cotton
Country of Origin: Imported

SP60 SHORT SLEEVE (Reg) S-4XL, (Long) L-4XL

SP50 LONG SLEEVE (Reg) S-4XL, (Long) L-3XL

Color: White/Charcoal Stripe (CW)



SP60MB



SOLID DRESS UNIFORM SHIRT



Touchtex™ technology with superior color retention, soil release, durable press and wickability ◦ Two-piece, lined, banded collar with sewn-in stays ◦ Lined, seven-button front placket ◦ Two button-thru, hex-style flap pockets with pencil stall on left pocket ◦ Separate two-piece yoke

4.25 oz. Poplin, 65% Polyester / 35% Cotton
Country of Origin: Imported

SP60 SHORT SLEEVE (Reg) S-5XL, (Long) L-4XL

SP50 LONG SLEEVE (Reg) S-4XL

Colors: Light Grey (LA), Light Tan (LT), Petrol Blue (MB), White (WH)



SC70CH



DELUXE HEAVYWEIGHT COTTON SHIRT



Wrinkle-resistant ◦ Two-piece, lined collar with sewn-in stays ◦ Seven-button front ◦ Two button-thru, hex-style flap pockets with pencil stall on left pocket ◦ Separate two-piece yoke

8.5 oz. Twill, 100% Wrinkle-resistant Cotton
Country of Origin: Imported

SC70 LONG SLEEVE (Reg) S-4XL, (Long) L-2XL

Colors: Charcoal (CH), Dark Navy (DN), Khaki (KH)



SD78DN



DELUXE DENIM SHIRT

HW M 10

Western style ◦ Contrasting topstitch treatment ◦ Banded, two-piece, lined collar with sewn-in stays ◦ Six pearlized snaps with button at neck ◦ Two flap pockets with snap closures and pencil stall on left pocket

10 oz. Fineweave Denim, 100% Cotton
Country of Origin: Imported

SD78 LONG SLEEVE (Reg) S-4XL, (Long) M-4XL
Color: Denim (DN)

DN

SD10MS



WRANGLER® DENIM SHIRT

HW M 50

Two-piece, lined, banded, button-down collar ◦ Left chest pocket with pencil stall and button closure ◦ Two-needle topstitching ◦ Single button sleeve placket ◦ Double layer back yoke

6.5 oz. Denim, 100% Cotton
Country of Origin: Imported

SD20 SHORT SLEEVE (Reg) M-3XL
SD10 LONG SLEEVE (Reg) M-3XL
Color: Medium Stone (MS)

MS

SC24LB



DELUXE WESTERN STYLE SHIRT

IL LS HW M 10

Western-style front / back yoke ◦ Two-piece, banded, lined collar with sewn-in stays ◦ Simulated pearl gripper-front with button at neck ◦ Two spade-style pockets with functional flaps, pearl gripper closure and pencil stall on left pocket

4 oz. Chambray, 65% Polyester / 35% Cotton
Country of Origin: Imported

SC24 SHORT SLEEVE (Reg) S-4XL, (Long) L-3XL
SC14 LONG SLEEVE (Reg) S-3XL, (Long) M-3XL
Color: Light Blue (LB)

LB

SL50WB



DELUXE UNIFORM SHIRT



Touchtex™ technology with superior color retention, soil release and wickability ◦ Two-piece, lined, banded collar with sewn-in stays ◦ Lined placket with seven-button closure ◦ Two button-thru, hex-style flap pockets with pencil stall on left pocket ◦ Separate two-piece yoke

4.5 oz. Mock Oxford, 65% Polyester / 35% Cotton
Country of Origin: Imported

SL60 SHORT SLEEVE (Reg) S-5XL, (Long) M-4XL

SL50 LONG SLEEVE (Reg) S-4XL, (Long) M-4XL, (X Long) L-2XL

Color: White/Blue Pinstripe (WB)



SS46LB



EASY CARE DRESS SHIRT



Easy-care finish ◦ Two-piece, lined, banded, button-down collar ◦ Seven-button front ◦ One hemmed, spade-style pocket with triangular stitched corners ◦ Double-pleated sleeve with tailored placket and cuff on long sleeve style

4.25 oz. Piece-dyed Mock Oxford, 65% Polyester / 35% Combed Cotton
Country of Origin: Imported

SS46 SHORT SLEEVE (Reg) S-4XL, (Long) L-3XL

SS36 LONG SLEEVE (Reg) S-3XL

Colors: Light Blue (LB), White (WH)



SR60FB



EXECUTIVE OXFORD DRESS SHIRT



Soft, easy-care finish with wrinkle resist, soil release and wickable finish ◦ Two-piece, lined, banded, button-down collar ◦ Seven-button front ◦ One hemmed, spade-style pocket with triangular bartacks ◦ Two-piece yoke ◦ Box-pleated back ◦ Tailored sleeve placket on long sleeve style ◦ Women's companion (SR61 / SR71) shown on page 79

4.75 oz. Yarn-dyed Oxford, 60% Combed Cotton / 40% Polyester
Country of Origin: Imported

SR60 SHORT SLEEVE, Neck - (Reg) 14.5 - 22.5, (Long) 15.5 - 21.5

SR70 LONG SLEEVE, Neck - (Reg) 14.5 - 21.5

Colors: Blue/White Stripe (BS), French Blue (FB), Grey/White Stripe (GS), Solid Grey (GY), Light Blue (LB), White (WH) - 5 oz.





SP80SV



POPLIN DRESS SHIRT



Touchtex™ technology with superior color retention, soil release, durable press and wickability ◦ Two-piece, lined, banded, button-down collar ◦ Seven wood-tone button front ◦ Double-pleated sleeve with tailored placket and cuff on long sleeve style ◦ Box-pleated back ◦ Longer length ◦ Women's companion (SP81 / SP91) shown on page 78

4.25 oz. Poplin, 65% Polyester / 35% Cotton
Country of Origin: Imported

SP80 SHORT SLEEVE (Reg) S-5XL, (Long) L-2XL

SP90 LONG SLEEVE (Reg) S-5XL

Colors: Black (BK), Burgundy (BY), Khaki (KH), Light Blue (LB), Navy (NV), Royal Blue (RB), Red (RD), Silver (SV), White (WH)

1T12RD



MERIDIAN PERFORMANCE TWILL SHIRT



Dual-action stain repel/soil release • Button-down collar • Roomy left chest pocket with reinforced pencil stall • Seven-button front • Felled side seams and underarm seams • Back yoke and side pleats • Women's companion (1T11 / 1T21) shown on page 80

5 oz. Fine Line Twill, 65% Polyester / 35% Cotton
Country of Origin: Imported

1T22 SHORT SLEEVE (Reg) S-6XL
1T12 LONG SLEEVE (Reg) S-6XL, (Long) L-3XL

Colors: Black (BK), Burgundy (BU), Emerald (EM), Khaki (KH), Navy (NV), Royal Blue (RB), Red (RD), White (WH)



SC74NV



COTTON CONTRAST DRESS SHIRT



Easy-care, wrinkle-resistant fabric • Two-piece, lined, banded, button-down collar • Seven tortoise shell button front • One button-thru, hex-style pocket with topstitching • Box-pleated back • Tailored sleeve placket on long sleeve style • Separate two-piece, topstitched yoke with contrasting inside yoke and collar band

6 oz. Twill, 100% Cotton
Country of Origin: Imported

SC64 SHORT SLEEVE (Reg) S-3XL
SC74 LONG SLEEVE (Reg) S-3XL
Colors: Navy/Stone (NV), Stone/Navy (ST)



SK02KH



SPUN POLYESTER POLO WITH POCKET



Soil release with wickable finish ◦ Hydrophilic Moisture Management System for better wickability ◦ Superior color retention ◦ Rib knit collar ◦ Three dyed-to-match buttons with lined placket ◦ One hemmed, spade-style pocket with triangular bartacks

6 oz. Piqué Knit, 100% Spun Soft-hand Polyester
Country of Origin: Imported

SK02 (Reg) S-6XL

Colors: Ash (AH), Black (BK), Burgundy (BR), Hunter Green (HG), Khaki (KH), Medium Blue (MB), Navy (NV), Royal Blue (RB), Red (RD), White (WH)



SK20NV



SPUN POLYESTER POLO



Soil release with wickable finish ◦ Hydrophilic Moisture Management System for better wickability ◦ Superior color retention ◦ Rib knit collar ◦ Three dyed-to-match buttons with lined placket

6 oz. Piqué Knit, 100% Spun Soft-hand Polyester
Country of Origin: Imported

SK20 (Reg) S-6XL

Colors: Ash (AH), Black (BK), Burgundy (BR), Hunter Green (HG), Khaki (KH), Medium Blue (MB), Navy (NV), Royal Blue (RB), Red (RD), White (WH)



SK24MB



SPUN POLYESTER POLO WITH GRIPPER FRONT



Soil release with wickable finish ◦ Hydrophilic Moisture Management System for better wickability ◦ Superior color retention ◦ Rib knit collar ◦ Gripper closure with lined placket

6 oz. Piqué Knit, 100% Spun Soft-hand Polyester
Country of Origin: Imported

SK24 (Reg) S-6XL

Colors: Medium Blue (MB), Navy (NV), White (WH)



SK96BK



PERFORMANCE KNIT® CORE POLO

W IL LS HW M 03

Superior color retention keeps your polo looking new for a longer period of time ◦ Breathable fabric with wicking keeps you cool and dry ◦ Lightweight yet durable fabric is snag and wrinkle resistant ◦ Straight bottom hem with side vents for added mobility ◦ Women's companion (SK97) shown on page 81

4.5 oz. Micro-Mesh, 100% Polyester

Country of Origin: Imported

SK96 (Reg) S-6XL

Colors: Black (BK), Burgundy (BU), Charcoal (CH), Grey (GY), Hunter Green (HG), Khaki (KH), Medium Blue (MB), Navy (NV), Royal Blue (RB), Red (RD), Silver (SV), White (WH)



SK98GY



PERFORMANCE KNIT® POLO WITH POCKET

IL LS HW M 03

Superior color retention keeps your polo looking new for a longer period of time ◦ Breathable fabric with wicking keeps you cool and dry ◦ Lightweight yet durable fabric is snag and wrinkle resistant ◦ Straight bottom hem with side vents for added mobility ◦ Left front pocket stores frequently used items

4.5 oz. Micro-Mesh, 100% Polyester

Country of Origin: Imported

SK98 (Reg) S-6XL

Colors: Black (BK), Burgundy (BU), Charcoal (CH), Grey (GY), Hunter Green (HG), Khaki (KH), Medium Blue (MB), Navy (NV), Royal Blue (RB), Red (RD), Silver (SV), White (WH)



SK74NV



PERFORMANCE KNIT® POLO WITH GRIPPER FRONT

IL LS HW M 03

Superior color retention keeps your polo looking new for a longer period of time ◦ Breathable fabric with wicking keeps you cool and dry ◦ Lightweight yet durable fabric is snag and wrinkle resistant ◦ Straight bottom hem with side vents for added mobility ◦ Gripper closures snap easily into place

4.5 oz. Micro-Mesh, 100% Polyester

Country of Origin: Imported

SK74 (Reg) S-6XL

Colors: Medium Blue (MB), Navy (NV), White (WH)



PERFORMANCE KNIT[®] FLEX SERIES PRO & ACTIVE POLOS

Snag-resistant and wrinkle-resistant fabric with grid texture ◦ Superior color retention and wickability ◦ Straight hem with side vents ◦ Dyed-to-match 4-eye buttons ◦ Set-in, hemmed sleeves ◦ Inset, double compartment sleeve pocket ◦ Internally reinforced shoulder seams ◦ Double-stitched DuraSeams ◦ Tagless label ◦ Banded collar on SK90 Pro Polo ◦ Convertible collar, raglan sleeves and underarm gusset on SK92 Active Polo

5.3 oz. Poly Performance Fabric, 100% Polyester
Country of Origin: Imported

Colors: Black (BK), Grey (GY), Medium Blue (MB), Navy (NV), Red (RD), Royal Blue (RB), Tan (TN), White (WH)

PRO POLO IL LS HW M 03

SK90 (Reg) S-6XL

W Women's companion (SK91) shown on page 81

SK90RB



Inset, double compartment Sleeve Pocket on Pro and Active Polos

ACTIVE POLO IL LS HW M 03

SK92 (Reg) S-6XL

SK92RD



Lightweight mesh fabric on back and underarm gussets of the Active Polo for increased cooling and breathability.



RB royal blue

BK black

WH white

GY grey

NV navy

RD red

MB medium blue

TN tan

CUSTOMIZATION ◦ Royal Blue - logo embroidery on left upper front

SK52BK



PERFORMANCE KNIT® TWILL SHIRT

IL LS HW M 03

Soil release fabric with wicking properties • Superior color retention and shrinkage control • Rib knit collar with contrast striping • Three tortoise shell buttons with lined placket • One hemmed, spade-style pocket with triangular bartacks

7 oz. Twill Weave Knit, 50% Polyester / 50% Cotton

Country of Origin: Imported

SK52 (Reg) S-4XL

Colors: Black/Charcoal (BK), Burgundy/Black (BR), Moss Green/Navy (MG), Navy/Medium Blue (NV)



7701BR



BASIC PIQUÉ POLO

HW M 03

Corded rib trim collar and cuffs • Back neck locker patch • Forward shoulders • Twill-taped collar seam and side vents • Drop tail • Inner Harbor® branded

7 oz. Pique Knit, 100% Combed Ringspun Cotton

Country of Origin: Imported

7702 WITH POCKET (Reg) S-3XL

Color: Navy (NV)

7701 WITHOUT POCKET (Reg) S-5XL

Colors: Blueberry (BB), Black (BK), Brick Red (BR), Burgundy (BU), Navy (NV), Royal Blue (RY), Steel Grey (SL), White (WH)



*Inner Harbor® is a registered trademark of Inner Harbor, Inc.

8301BK



MOCK TURTLENECK

HW M 01

Spandex rib collar and cuffs • Taped neck and shoulder seams • Double-needle hemmed bottom

7 oz. 100% Premium Jersey Cotton

Country of Origin: Imported

8301 S-3XL

Colors: Black (BK), Navy (NV)







Pants



DURA-KAP[®] INDUSTRIAL PANT



TOUGHTEX PRO[™] with superior color retention, soil release and a softer hand.



PRE-CURE DURABLE PRESS for a wrinkle-resistant finish.



TruBlack Fabric resists fading wash after wash.



Traditional easy fit ◦ Folder-set waistband with outlet and button closure for a comfortable fit ◦ Slack-style front pockets and two set-in hip pockets; left pocket has button closure ◦ Women's companion (PT21) shown on page 82

7.5 oz. Twill, 65% Polyester / 35% Cotton

Country of Origin: Imported

PT20 28-60

Colors: TruBlack (BK), Brown (BN), Charcoal (CH), Khaki (KH), Navy (NV), Spruce Green (SG), White (WH)



PT22BK



MEN'S MODERN FIT INDUSTRIAL PANT



TOUCHTEX PRO™ with superior color retention and soil release ◦ Folder-set interior waistband with button and single hook-and-eye closure ◦ No exterior buttons ◦ Slack-style front pockets and two set-in hip pockets ◦ TruBlack fabric resists fading

7.5 oz. Twill, 65% Polyester / 35% Combed Cotton
Country of Origin: Imported

PT22 28-46

Colors: TruBlack (BK), Navy (NV)



PT10CH



RED-E-PREST® WORK PANT




TOUCHTEX PRO™ with superior color retention and soil release ◦ Easy fit ◦ No-roll waistband that maintains a crease and withstands abrasion through industrial laundry processing ◦ Two front pockets and two set-in hip pockets; left pocket has button closure ◦ TruBlack fabric resists fading

7.5 oz. Twill, 65% Polyester / 35% Cotton
Country of Origin: Imported

PT10 26-62

Colors: TruBlack (BK), Brown (BN), Charcoal (CH), Navy (NV), Postman Blue (PB), Spruce Green (SG), Tan (TN), White (WH)



PT60SG



ELASTIC INSERT WORK PANT



TOUCHTEX PRO™ with superior color retention and soil release ◦ Bend, stretch and twist in complete comfort ◦ Easy fit ◦ Self-fabric waistband with side elastic waist inserts ◦ Two front pockets and two set-in hip pockets; left pocket has button closure ◦ TruBlack fabric resists fading ◦ Women's companion (PT61) shown on page 82

7.5 oz. Twill, 65% Polyester / 35% Cotton
Country of Origin: Imported

PT60 27/28 - 57/58

Colors: TruBlack (BK), Brown (BN), Charcoal (CH), Khaki (KH), Navy (NV), Spruce Green (SG), White (WH)



PT62NV



UTILITY UNIFORM PANT



Full cut, straight-leg styling ◦ Folder-set waistband with outlet and extra wide belt loops and hook-and-eye closure ◦ Slack-style front pockets and two set-in hip pockets; left pocket has button closure ◦ TruBlack fabric resists fading ◦ Pairs well with ST52 and ST62 Utility Uniform Shirts on page 27

8.5 oz. No-iron Twill, 65% Polyester / 35% Cotton
Country of Origin: Imported

PT62 28-56

Colors: TruBlack (BK), Charcoal (CH), Khaki (KH), Navy (NV)



PT50CB



JEAN-CUT PANT



TOUCHTEX PRO™ with superior color retention and soil release ◦ Soft-hand twill ◦ No-roll waistband that maintains a crease and withstands abrasion through industrial laundry processing ◦ Frontier-style front pockets and patch hip pockets ◦ Slightly tapered leg ◦ Double-needle felled seam riser

7.5 oz. Twill, 65% Polyester / 35% Cotton
Country of Origin: Imported

PT50 28-50

Colors: Chocolate Brown (CB), Charcoal (CH), Navy (NV), Spruce Green (SG)



PT32KH



PLEATED WORK PANT



TOUCHTEX PRO™ with superior color retention and soil release ◦ Classic silhouette with double front pleats ◦ Folder-set waistband with outlet and button closure ◦ Slack-style front pockets and set-in hip pockets; left pocket has button closure ◦ TruBlack fabric resists fading

7.5 oz. Twill, 65% Polyester / 35% Cotton
Country of Origin: Imported

PT32 28-52

Colors: TruBlack (BK), Charcoal (CH), Khaki (KH), Navy (NV)



PT88CH



INDUSTRIAL CARGO PANT



TOUCHTEX PRO™ with superior color retention and soil release ◦ Updated utility-style cargo pants offer an easy fit ◦ Slack-style front pockets and two set-in hip pockets; left pocket has button closure ◦ Two bellow cargo pockets with pocket flaps and snap closures ◦ TruBlack fabric resists fading ◦ Women's companion (PT89) on page 84

7.5 oz. Twill, 65% Polyester / 35% Cotton
Country of Origin: Imported

PT88 30-50

Colors: TruBlack (BK), Charcoal (CH), Khaki (KH), Navy (NV)



PT38BK

PLEATED TWILL PANT



TOUCHTEX PRO™ with superior color retention and soil release ◦ A tailored classic ◦ Relaxed fit with straight-leg styling ◦ Hook-and-eye closure ◦ Double front pleats ◦ Two slack-style front pockets and two set-in hip pockets; left pocket has button closure ◦ TruBlack fabric resists fading ◦ Women's companion (PT39) shown on page 83

7.5 oz. Twill, 65% Polyester / 35% Cotton
Country of Origin: Imported

PT38 28-52

Colors: TruBlack (BK), Charcoal (CH), Khaki (KH), Navy (NV)



LIGHTWEIGHT CREW PANT



TOUGHTEX™ TECHNOLOGY with superior color retention and soil release.



Covered waistband button protects paint jobs and surfaces.



Lightweight, industrial-friendly twill **RIPSTOP FABRIC** is **10% LIGHTER** but nearly **20% STRONGER** than other twill workwear fabrics.



Lightweight twill ripstop with stretch is the only fabric of its kind on the market ◦ Straight fit combines the durability of a work pant with the comfort of a jean ◦ Full inseam gusset ◦ Double-needle stitching ◦ Invisible stretch waistband expands when needed ◦ Wide, reinforced belt loops ◦ Reinforced, deep front pocket bags ◦ Two jean-style front pockets, two oversized hip pockets, cell phone pocket with concealed snap closure on right leg ◦ Patent pending ◦ Lightweight Crew Short (PT4L) with similar features on page 51

*6.5 oz. Stretch Twill Ripstop,
70% Polyester / 28% Cotton / 2% Spandex
Country of Origin: Imported*

PT2L 28-50 (Even sizes only)

Colors: Black (BK), Charcoal (CH), Khaki (KH), Navy (NV)



DURABLE WATER REPELLENT (DWR) FINISH repels water and water-based liquids while decreasing dry time nearly 30% compared to other non-treated twill workwear fabric.



PERFORMANCE SHOP PANT



TOUCHTEX™ TECHNOLOGY with superior color retention and soil release.



Covered waistband button protects paint jobs and surfaces.



The first industrial laundry-friendly **STRETCH CANVAS FABRIC**.




Relaxed, modern fit that combines the durability of a work pant with the comfort of a jean ◦ Double-needle stitching ◦ Invisible stretch waistband expands when needed ◦ Wide, reinforced belt loops ◦ Reinforced, deep front pocket bags ◦ Two jean-style front pockets, two oversized hip pockets, cargo pocket with flap closure on left leg and unique double-pocket design on right leg ◦ Reinforced knees with strategically placed darts ◦ Full inseam gusset ◦ Relaxed cut leg fits easily over work boots ◦ Patent pending ◦ Performance Shop Short (PT4A) with similar features on page 52

8 oz. Stretch Canvas,
54% Polyester / 42% Cotton / 4% Spandex
Country of Origin: Imported

PT2A 28-50 (Even sizes only)

Colors: Black (BK), Charcoal (CH), Khaki (KH), Navy (NV)



Covered waistband button won't scratch surfaces

PATENT
PENDING



BK black

NV navy

CH Charcoal

KH Khaki



CELL PHONE POCKET PANT



TOUCHTEX PRO™ with superior color retention and soil release ◦ Traditional easy fit ◦ Folder-set waistband with outlet and button closure for a comfortable fit ◦ Slack-style front pockets and two set-in hip pockets; left pocket has button closure ◦ Specially-designed pocket with concealed closure on side seam for easy access and comfort ◦ TruBlack fabric resists fading

7.5 oz. Twill, 65% Polyester / 35% Cotton
Country of Origin: Imported

PT2C 28-50

Colors: TruBlack (BK), Charcoal (CH), Khaki (KH), Navy (NV)



PC20GG



WRINKLE-RESISTANT COTTON WORK PANT



Easy fit ◦ Folder-set waistband with outlet and button closure ◦ Slack-style front pockets and two set-in hip pockets; left pocket has button closure

8.5 oz. Preshrunk Twill, 100% Wrinkle-resistant Cotton
Country of Origin: Imported

PC20 28-56

Colors: Brown (BN), Charcoal (CH), Dark Navy (DN), Graphite Grey (GG), Khaki (KH), Navy (NV), Spruce Green (SG)



PC46NV



PLEATED FRONT COTTON PANT



Premium soft-hand cotton ◦ Double front pleats ◦ Two slack-style front pockets and two set-in hip pockets; left pocket has button closure

7.5 oz. Twill, 100% Cotton with Mechanical Stretch

Country of Origin: Imported

PC46 28-50

Colors: TruBlack (BK), Khaki (KH), Navy (NV)



PC76KH



COTTON CARGO PANT



Relaxed fit ◦ Jean-style waistband with button closure ◦ Slack-style front pockets and back patch pockets with flaps and snap closures ◦ Two bellow cargo pockets with pocket flaps and snap closures

8.5 oz. Twill, 100% Cotton

Country of Origin: Imported

PC76 30-50

Colors: Khaki (KH), Navy (NV)



PC44BK



PLAIN FRONT COTTON PANT



Premium soft-hand cotton ◦ Two slack-style front pockets and two set-in hip pockets; left pocket has button closure ◦ Women's companion (PC45) shown on page 84

7.5 oz. Twill, 100% Cotton with Mechanical Stretch

Country of Origin: Imported

PC44 28-50

Colors: Black (BK), Khaki (KH), Navy (NV)



PS56WH



SPECIALIZED WORK PANT



TOUCHTEX PRO™ with superior color retention and soil release ◦ Folder-set waistband with outlet and hook-and-eye closure ◦ Slack-style front pockets and two set-in hip pockets ◦ No buttons on garment

7.5 oz. Twill, 65% Polyester / 35% Cotton
Country of Origin: Imported

PT56 30-42

Color: White (WH)

7.5 oz. 100% Spun Polyester
Country of Origin: Imported

PS56 30-44

Color: White (WH)



PC80WH



PAINTER PANT



Traditional painter's drill fabric ◦ Carpenter style ◦ Loose fit ◦ Straight leg fits over the top of work boots ◦ Two deep, scoop-front pockets and two oversized hip pockets ◦ Double rule pocket on right leg, hammer loop on left leg ◦ Bartacks at stress points ◦ Red Kap brand label on rule pocket

9 oz. Painter Drill, 100% Cotton
Country of Origin: Imported

PC80 32-50

Color: White (WH)



PZ20NV



WORK NMOTION® PANT



Fabric created exclusively for Red Kap® ◦ Technologically-crafted polyester for permanent comfort wear ◦ Memory stretch yarns for flexibility ◦ Easy fit with straight leg ◦ Folder-set waistband with outlet and button closure for a comfortable fit ◦ Two front pockets and two set-in hip pockets; left pocket has button closure ◦ Women's companion (PZ33) shown on page 83

7.75 oz. Stretch Twill,
80% Polyester / 20% Cotton
Country of Origin: Imported

PZ20 28-52

Colors: Black (BK), Navy (NV)





PT42KH

PLAIN FRONT SIDE ELASTIC SHORT



TOUCHTEX PRO™ with superior color retention and soil release ◦ Self-fabric waistband with side elastic inserts ◦ Two slack-style front pockets and two set-in hip pockets; left pocket has button closure ◦ 10" inseam

7.5 oz. Twill, 65% Polyester / 35% Cotton
Country of Origin: Imported

PT42 29/30 - 45/46

Colors: Charcoal (CH), Khaki (KH), Navy (NV)



PT26BK

PLAIN FRONT SHORT



TOUCHTEX PRO™ with superior color retention and soil release ◦ Jean style waistband with button closure on PC26 ◦ Two slack-style front pockets and set-in hip pockets with button closure at left hip pocket ◦ 10" inseam ◦ TruBlack fabric resists fading ◦ Women's companion (PT27) shown on page 85

8.5 oz. Twill, 100% Wrinkle-resistant Cotton ◦ Country of Origin: Imported

PC26 28-50

Colors: Khaki (KH), Navy (NV)

7.5 oz. Twill, 65% Polyester / 35% Cotton ◦ Country of Origin: Imported

PT26 28-50

Colors: TruBlack (BK), Brown (BN), Charcoal (CH), Navy (NV), Spruce Green (SG), Tan (TN)



PT34CH

PLEATED FRONT SHORT



TOUCHTEX PRO™ with superior color retention and soil release ◦ Folder-set waistband with outlet and button closure ◦ Double front pleats ◦ Two slack-style front pockets and set-in hip pockets; left pocket has button closure ◦ TruBlack fabric resists fading

7.5 oz. Twill, 65% Polyester / 35% Cotton
Country of Origin: Imported

PT34 30-50

Colors: TruBlack (BK), Charcoal (CH), Khaki (KH), Navy (NV)



cargo & cell phone pocket short



CARGO SHORT



TOUCHTEX PRO™ with superior color retention and soil release ◦ Relaxed fit ◦ Slack-style front pockets ◦ Back patch pockets with flaps and snap closures ◦ Side bellow cargo pockets with flaps and snap closures ◦ 12" inseam ◦ TruBlack fabric resists fading

7.5 oz. Twill, 65% Polyester / 35% Cotton
Country of Origin: Imported

PT66 30-50

Colors: TruBlack (BK), Khaki (KH), Navy (NV)



PT4CKH

CELL PHONE POCKET SHORT



TOUCHTEX PRO™ with superior color retention and soil release ◦ Soft-hand twill ◦ Folder-set waistband with outlet and button closure ◦ Two slack-style front pockets and two set-in hip pockets; left pocket has button closure ◦ Specially-designed pocket with concealed closure placed on side seam for easy access and comfort ◦ 12" inseam ◦ TruBlack fabric resists fading

7.5 oz. Twill, 65% Polyester / 35% Cotton
Country of Origin: Imported

PT4C 28-50

Colors: TruBlack (BK), Charcoal (CH), Khaki (KH), Navy (NV)



PC86NV

COTTON CARGO SHORT




Relaxed fit in wrinkle-resistant cotton ◦ Two slack-style front pockets and back patch pockets with flaps and snap closures ◦ Two bellow cargo pockets with pocket flaps and snap closures ◦ 12" inseam

8.5 oz. Twill, 100% Wrinkle-resistant Cotton
Country of Origin: Imported

PC86 30-50

Colors: Khaki (KH), Navy (NV)



LIGHTWEIGHT CREW SHORT



TOUChTEX™ TECHNOLOGY with superior color retention and soil release.



Covered waistband button protects paint jobs and surfaces.



Lightweight, industrial-friendly twill **RIPSTOP FABRIC** is **10% LIGHTER** but nearly **20% STRONGER** than other twill workwear fabrics.




PATENT PENDING

CH Charcoal


NV navy

BK black

KH Khaki



Covered waistband button won't scratch surfaces



DURABLE WATER REPELLENT (DWR) FINISH repels water and water-based liquids while decreasing dry time nearly 30% compared to other non-treated twill workwear fabric.



Lightweight twill ripstop with stretch is the only fabric of its kind on the market ◦ Straight fit combines the durability of a work pant with the comfort of a jean ◦ Full inseam gusset ◦ Double-needle stitching ◦ Invisible stretch waistband expands when needed ◦ Wide, reinforced belt loops ◦ Reinforced, deep front pocket bags ◦ Two jean-style front pockets, two oversized hip pockets, cell phone pocket with concealed snap closure on right leg ◦ 13" inseam ◦ Patent pending ◦ Lightweight Crew Pant (PT2L) with similar features on page 44

6.5 oz. Stretch Twill Ripstop,
70% Polyester / 28% Cotton / 2% Spandex
Country of Origin: Imported

PT4L 28-50 (Even sizes only)

Colors: Black (BK), Charcoal (CH), Khaki (KH), Navy (NV)

PERFORMANCE SHOP SHORT




TOUGHTEX™ TECHNOLOGY with superior color retention and soil release.



Covered waistband button protects paint jobs and surfaces.



The first industrial laundry-friendly **STRETCH CANVAS FABRIC.**



Relaxed, modern fit that combines the durability of a work pant with the comfort of a jean • Double-needle stitching • Invisible stretch waistband expands when needed • Wide, reinforced belt loops • Reinforced, deep front pocket bags • Two jean-style front pockets, two oversized hip pockets, cargo pocket with flap closure on left leg and unique double-pocket design on right leg • 13" inseam • Performance Shop Pant (PT2A) with similar features on page 45

8 oz. Stretch Canvas,
54% Polyester / 42% Cotton / 4% Spandex
Country of Origin: Imported

PT4A 28-50 (Even sizes only)

Colors: Black (BK), Charcoal (CH), Navy (NV)



Covered waistband button won't scratch surfaces



PD54PW



CLASSIC WORK JEAN



Classic fit with traditional rise sits at the natural waist ◦ Slim through the seat and thigh ◦ Slimmer leg opening that fits over work boots ◦ Bartacks at stress points for added durability ◦ Felled outseam ◦ Decorative stitching on back pockets ◦ Signature Red Kap® chevron leatherette patch on back pocket ◦ No rivets

*13.75 oz. Heavyweight Denim, 100% Cotton
(Now with more indigo warp coverage and added slub character for a more premium look and washdown)
Country of Origin: Imported*

PD54 28-54

Color: Prewashed Indigo (PW)



PD52DN



CLASSIC RIGID JEAN



Tough denim for strength and wearability ◦ Classic fit with traditional rise sits at the natural waist ◦ Slim through the seat and thigh ◦ Slimmer leg opening that fits over work boots ◦ Felled outseam ◦ Decorative stitching on back pockets ◦ Signature Red Kap® chevron leatherette patch on back pocket ◦ No rivets

*13.75 oz. Heavyweight Denim, 100% Cotton
(Now with more indigo warp coverage and added slub character for a more premium look and washdown)
Country of Origin: Imported*

PD52 29-50

Color: Dark Navy (DN)



W976DS



**WRANGLER HERO®
5-STAR RELAXED FIT JEAN**



Heavyweight cotton denim ◦ Classic five-pocket styling ◦ Plenty of room in the seat and thigh ◦ Deep front pockets ◦ Rivets at front pocket

*13.75 oz. Heavyweight Denim, 100% Cotton
Country of Origin: Imported*

W976 32-46, 30"-34" INSEAM

Color: Prewashed Denim (DS)



PD600W



RELAXED FIT JEAN

IL LS HW R

Relaxed fit with updated rise sits slightly below the natural waist ◦ Relaxed seat and thigh ◦ Slightly tapered leg fits over work boots ◦ Deep front pockets ◦ Light oxide finish rivets ◦ Decorative stitching on back pockets ◦ Signature Red Kap® chevron leatherette patch on back pocket ◦ Red Kap® logo label on front watch pocket

13.75 oz. Heavyweight Denim, 100% Cotton
(Now with more indigo warp coverage and added slub character for a more premium look and washdown)
Country of Origin: Imported

PD60 (BW) 28-52, (DW) 28-50, (PW) 28-54, (SW) 28-50

Colors: Prewashed Black (BW), Dark Stonewash (DW), Prewashed Indigo (PW), Stonewash (SW)



PD800W



LOOSE FIT CARPENTER JEAN

IL LS HW L

Loose fit with updated rise sits slightly below the natural waist ◦ Full cut through the seat and thigh ◦ Straight leg fits over the top of work boots ◦ Two deep, scoop-front pockets and two oversized hip pockets ◦ Double rule pocket on right leg, hammer loop on left leg ◦ Bartacks at stress points ◦ Triple-needle felled outseam ◦ Decorative stitching on back pockets ◦ Signature Red Kap® chevron leatherette patch on back pocket ◦ Red Kap® logo label on front watch pocket

13.75 oz. Heavyweight Denim, 100% Cotton
(Now with more indigo warp coverage and added slub character for a more premium look and washdown)
Country of Origin: Imported

PD80 28-50

Colors: Dark Stonewash (DW), Prewashed (PW), Stonewash (SW)



PD90MW



DURA-KAP® FLEX WORK JEAN

IL LS HW M

Proprietary stretch denim engineered to maintain stretch and recovery throughout industrial launderings ◦ Modern fit with updated rise sits slightly below the natural waist ◦ Slimmer through the seat and thigh ◦ Slightly tapered leg fits over work boots ◦ Light oxide finish rivets ◦ Decorative stitching on back pockets ◦ Signature Red Kap® chevron leatherette patch on back pocket ◦ Red Kap® logo label on front watch pocket ◦ Medium Wash features hand sanding for retail look

12.75 oz. Flex Denim, 68% Cotton / 32% Polyester
Country of Origin: Imported

PD90 30-54 (Even sizes only)

Color: Medium Wash (MW)





PD30BD

BLENDED DUCK CARPENTER PANT



Extra strength and color retention ◦ Loose fit sits slightly below the natural waist ◦ Two deep, scoop-front pockets and large patch hip pockets ◦ Rule pocket on right leg, hammer loop on left leg ◦ Extra utility loop ◦ Bartacks at stress points ◦ Leatherette logo patch on back pocket

10 oz. Duck, 65% Polyester / 35% Cotton
Country of Origin: Imported

PD30 28-50

Colors: Brown Duck (BD), Navy Duck (ND)



AB12BK

ZeroScratch™ LEATHER BELT ✂

ZeroScratch™ buckle ◦ Unisex

100% Leather
Country of Origin: Imported

AB12BK S-XL

Color: Black (BK)



AB14BK

WEBBED ADJUSTABLE BELT ✂

Webbed adjustable ◦ Leather closure with hook-and-loop, ZeroScratch™ buckle ◦ Unisex

100% Nylon
Country of Origin: Imported

AB14BK M-L

Color: Black (BK)





Outerwear





CUSTOMIZATION ◦ Charcoal - name patch on left upper front

PERMA-LINED PANEL JACKET IL LS HW M 12

Permanently lined with black quilted lining ◦ Two-piece, topstitched collar with sewn-in stays ◦ Two lower inset, on-seam pockets and utility pocket on left sleeve ◦ Hip-length

7.25 oz. Twill

Shell: 65% Polyester / 35% Cotton ◦ Lining: 100% Polyester ◦ Insulation: 100% Polyester (insulation content may vary)

Country of Origin: Imported

JT50 (Reg) S-6XL, (Long) M-5XL, (X Long) XL-3XL

Colors: Black (BK), Brown (BN), Charcoal (CH), Navy (NV), Spruce Green (SG)



PERMA-LINED SOLID TEAM JACKET IL LS HW M 12

Permanently lined with black quilted lining ◦ Rib knit collar, cuffs and waistband ◦ Two lower inset slash pockets and utility pocket on sleeve ◦ Mid length

7.25 oz. Twill

Shell: 65% Polyester / 35% Cotton

Lining: 100% Polyester

Insulation: 100% Polyester (insulation content may vary)

Country of Origin: Imported

JT38 (Reg) S-6XL, (Long) M-5XL, (X Long) XL-3XL

Colors: Black (BK), Charcoal (CH), Navy (NV)



JT36NV



SOLID TEAM JACKET IL LS HW M 12

Rib knit collar, cuffs and waistband ◦ Two lower inset slash pockets and a utility pocket on sleeve ◦ Mid-length ◦ Compatible with Zip-in / Zip-out Liner (LN30) shown below

7.25 oz. Twill

Shell: 65% Polyester / 35% Cotton

Lining: 100% Polyester

Insulation: 100% Polyester (insulation content may vary)

Country of Origin: Imported

JT36 (Reg) S-3XL, (Long) L-2XL

Color: Navy (NV)

NV

LN30BK



ZIP-IN / ZIP-OUT LINER LS HW M 12

Inside patch pocket ◦ Comfortable quilted nylon designed to be worn with the Solid Team Jacket (JT36) shown above

4.5 oz. 100% Nylon

Lining: 100% Nylon

Insulation: 100% Polyester (insulation content may vary)

Country of Origin: Imported

LN30 (Reg) S-3XL, (Long) L-2XL

Color: Black (BK)

BK

JT40BC



DUO-TONE TEAM JACKET IL LS HW M 12

Permanently lined with black quilted lining ◦ Double-striped rib knit trim on cuffs, collar and waistband ◦ Brass zipper closure ◦ Two welted slash pockets ◦ Mid length

7.75 oz. Twill

Shell: 65% Polyester / 35% Cotton

Lining: 100% Polyester

Insulation: 100% Polyester (insulation content may vary)

Country of Origin: Imported

JT40 (Reg) S-3XL, (Long) L-2XL

Color: Black/Charcoal (BC)

BC

slash pocket | deluxe soft shell jacket



CUSTOMIZATION • Navy - logo embroidery on left front

SLASH POCKET JACKET IL LS HW M 12

Permanently lined with black quilted lining • Two-piece, topstitched collar with sewn-in stays • Two lower inset slash pockets and utility pocket on left sleeve • Two-button side waist adjustment • Waist-length

7.25 oz. Twill

Shell: 65% Polyester / 35% Cotton • Lining: 100% Polyester

Insulation: 100% Polyester (insulation content may vary)

Country of Origin: Imported

JT22 (Reg) S-6XL, (Long) M-5XL, (X Long) XL-3XL

Colors: Black (BK), Brown (BN), Charcoal (CH), Navy (NV), Spruce Green (SG)



Wind and water-resistant



Zippered chest pocket with interior pass-through for headphones

DELUXE SOFT SHELL JACKET IL LS HW M 25

Fabric has four-way stretch for comfort and ease of movement • Wind and water-resistant • Soft shell has polyester fleece inner lining for added comfort • Extra seaming for style • Reverse coil zippers for clean appearance • Stand-up collar • Full-zip front with zipper garage • Front on seam pockets with zipper closure • Zippered chest pocket with interior pass-through for headphones • Hemmed cuffs have adjustable snaps • Adjustable drawstring bottom


10.3 oz. Soft Shell

Shell: 96% Polyester / 4% Spandex • Lining: 100% Polyester Fleece

Country of Origin: Imported

JP68 (Reg) S-4XL

Colors: Black (BK), Charcoal (CH), Navy (NV)



JP66BK



SOFT SHELL JACKET IL LS HW M 25

Fabric has four-way stretch for comfort and ease of movement ◦ Wind and water-resistant ◦ Soft shell has polyester fleece inner lining for added comfort ◦ Stand-up collar ◦ Full-zip front with zipper garage ◦ Front on seam pockets with zipper closure ◦ Napoleon chest pocket ◦ Hemmed cuffs have adjustable snaps ◦ Adjustable drawstring bottom

10.5 oz. Soft Shell
 Shell: 92% Polyester / 8% Spandex
 Lining: 100% Polyester Fleece
 Country of Origin: Imported

JP66 (Reg) XS-4XL
 Color: Black (BK)

BK

VP62NV

NEW



SOFT SHELL VEST IL LS HW M 25

Four-way stretch fabric offers ease of movement ◦ Wind and water-resistant ◦ Soft shell vest has polyester fleece inner lining for added comfort ◦ Reverse coil zippers for clean appearance ◦ Stand-up collar ◦ Full-zip front with zipper garage ◦ Front on seam pockets with zipper closure ◦ Zippered chest pocket with interior pass-through for headphones ◦ Adjustable drawstring bottom

10.3 oz. Soft Shell
 Shell: 96% Polyester / 4% Spandex
 Lining: 100% Polyester Fleece
 Country of Origin: Imported

VP62 (Reg) S-4XL
 Colors: Black (BK), Charcoal (CH), Navy (NV)

BK CH NV

VT22CH



QUILTED VEST IL LS HW M 12

Waist-length with rear kidney flap ◦ Rib knit collar ◦ Side elastic inserts ◦ Front patch pockets ◦ Solid brass zipper

7.25 oz. Twill
 Shell: 65% Polyester / 35% Cotton
 Lining: 100% Polyester
 Insulation: 100% Polyester (insulation content may vary)
 Country of Origin: Imported

VT22 (Reg) S-3XL, (Long) L-2XL
 Colors: Charcoal (CH), Navy (NV)

CH NV

JP70BK



HEAVYWEIGHT PARKA HW M 12

Water repellent ◦ Detachable hood ◦ Turtleneck-style collar ◦ Storm flap with nylon snap ◦ Two concealed zippered pockets at waist, zippered pocket on left bicep ◦ Pencil stall on underside of storm flap ◦ Double entry lower pockets ◦ Bungee cord waist adjustments ◦ Hip length

6 oz. Poplin
 Shell: 65% Polyester / 35% Cotton ◦ Lining: 100% Nylon Taffeta
 Insulation: 100% Polyester (insulation content may vary)
 Country of Origin: Imported

JP70
 Color/Size: Black (BK) - (Reg) S-5XL, (Long) L-2XL
 Navy (NV) - (Reg) S-4XL, (Long) L-2XL

BK NV

VD22BD



BLENDED DUCK INSULATED VEST (IL) (LS) (HW) M 12

Rib knit collar ◦ Concealed snaps with storm flap ◦ Two angled slash pockets ◦ Black quilted lining ◦ Soil release with wicking ◦ Wear it alone or snap it into the Blended Duck Chore Coat (JD24) shown below

10 oz. Duck

Shell: 65% Polyester / 35% Cotton

Lining: 100% Polyester

Insulation: 100% Polyester (insulation content may vary)

Country of Origin: Imported

VD22 (Reg) S-5XL

Colors: Brown Duck (BD), Navy Duck (ND)



JD24BD



BLENDED DUCK CHORE COAT (IL) (LS) (HW) M 12

Black quilted lining ◦ Self lined collar ◦ Two chest pockets and two lower double-entry pockets ◦ Bi-swing back ◦ Adjustable snap cuffs ◦ Soil release with wicking ◦ Compatible with Blended Duck Snap-on Hood (HD20) on shown below ◦ Compatible with Blended Duck Vest (VD22) shown above

10 oz. Duck

Shell: 65% Polyester / 35% Cotton

Lining: 100% Polyester

Insulation: 100% Polyester (insulation content may vary)

Country of Origin: Imported

JD24 (Reg) S-5XL

Colors: Brown Duck (BD), Navy Duck (ND)



Shown with snap-on hood (HD20) featured below

HD20BD



BLENDED DUCK SNAP-ON HOOD (IL) (LS) (HW)

Black quilted lining ◦ Drawstring with adjustable toggles ◦ Hook-and-loop closure at front neck ◦ Soil release and wicking ◦ Compatible with the Blended Duck Chore Coat (JD24) shown above or Insulated Blended Duck Coverall (CD32) on page 73

10 oz. Duck

Shell: 65% Polyester / 35% Cotton

Lining: 100% Polyester

Insulation: 100% Polyester (insulation content may vary)

Country of Origin: Imported

HD20 One size

Colors: Brown Duck (BD), Navy Duck (ND)





BLENDED DUCK ZIP-FRONT HOODED JACKET (IL) (LS) (HW) (M T2)

Black quilted lining ◦ Lined hood with toggle closure ◦ Front hand-warmer pockets ◦ Gored sleeves for ease of movement ◦ Elastic waistband ◦ Soil release with wicking

10 oz. Duck
 Shell: 65% Polyester / 35% Cotton
 Lining: 100% Polyester
 Insulation: 100% Polyester (insulation content may vary)
 Country of Origin: Imported

JD20 (Reg) S-5XL
 Colors: Brown Duck (BD), Navy Duck (ND)



HB20RD

COTTON BALL KAP

Medium profile styling ◦ Self fabric back belt

100% Cotton Twill ◦ Country of Origin: Imported

HB20 One size fits all
 Colors: Black (BK), Navy (NV), Red (RD)



AG10RD



AG10CH




TECHNICIAN GLOVE

Lightweight, two-way stretch spandex material ◦ Touchscreen-compatible Index, Middle, Ring and Thumb fingers ◦ Abrasion patches ◦ Flexible neoprene cuff for flexibility with Red Kap®-embroidered strap closure ◦ Knuckle protection ◦ Reflective piping

38% Synthetic Leather / 38% Polyester / 10% PVC Rubber / 9% Neoprene / 5% Elastane
 Country of Origin: Imported

AG10 M-XL
 Colors: Charcoal/Black (CH), Red/Black (RD)





Coverings







SHOP APRON (IL) (LS) (HW) (D)

Durable, tough denim ◦ Hanging top pocket ◦ Oversized double pocket on left side and oversized bellow pocket on right side ◦ Adjustable suspender back with side-release buckle closure ◦ Longer length for additional coverage ◦ Contrast double-needle stitching ◦ Logoed leatherette patch on top pocket

13.75 oz. Heavyweight Denim, 100% Cotton
Country of Origin: Imported

TD20 One size fits all

Colors: Prewashed Black (BW), Denim (DN)

SHOP COAT (IL) (LS) (HW) (D) (M12)

Five concealed grippers ◦ One-piece, notched lapel ◦ Two chest pockets and two lower pockets ◦ Two-pieced sleeve ◦ Shaped center back seam ◦ Side vent openings and back vent ◦ 43 ½" length (based on size 42)

7.25 oz. Twill, 65% Polyester / 35% Combed Cotton
Country of Origin: Imported

KT30 (Reg) 36-58

Colors: Charcoal (CH), Navy (NV), Postman Blue (PB)



BL electronic blue

WH white



KK28WH

**ESD / ANTI-STATIC
TECH COAT** (LS) (HW) M 27

Six-gripper front ◦ One-piece, notched lapel ◦ Left chest pocket and two lower pockets ◦ Adjustable gripper sleeves with grounding snap at cuff ◦ 41 1/2" length (based on size medium) ◦ Special care required ◦ **MEETS ANSI/ESD STM 2.1-2013 TEST METHODOLOGY**

4 oz. Warp Knit, 94% Texturized Polyester / 6% Carbon Suffused Nylon
Country of Origin: Imported

KK28 (Reg) S-3XL

Colors: Electronic Blue (BL), White (WH)



KK26BL



**ESD / ANTI-STATIC
COUNTER JACKET** (LS) (HW) M 27

Five-gripper front ◦ One-piece, notched lapel ◦ Adjustable gripper sleeves with grounding snaps ◦ Left chest pocket, two lower pockets ◦ 33" length (based on size medium) ◦ Special care required ◦ **MEETS ANSI/ESD STM 2.1-2013 TEST METHODOLOGY**

4 oz. Warp Knit, 94% Polyester / 6% Carbon Suffused Nylon
Country of Origin: Imported

KK26 (Reg) S-3XL

Colors: Electronic Blue (BL), White (WH)



CK44NV



**ESD / ANTI-STATIC
COVERALL** (LS) (HW) M 24

Sized to be worn over clothes ◦ Military-style collar with gripper at neck ◦ Action back ◦ Two set-in front pockets, chest pockets and patch hip pockets ◦ Rule pocket on leg ◦ Special care required ◦ **MEETS ANSI/ESD STM 2.1-2013 TEST METHODOLOGY**

4 oz. Warp Knit, 94% Texturized Polyester / 6% Carbon Suffused Nylon
Country of Origin: Imported

CK44 (Reg) S-3XL, (Long) L-XL

Color: Navy (NV)





Coveralls





#370-BF SMOOTH
20.02
↓



CC18GY



ZIP-FRONT COTTON COVERALL

IL LS HW M 24

Sized to be worn over clothes ◦ One-piece, topstitched collar ◦ Concealed heavy-duty brass zipper ◦ Zippers on chest pockets and back left pocket to keep items secure ◦ Elastic waist inserts for fit and comfort ◦ Adjustable snap cuffs on sleeves and take-up snaps on leg openings for protection ◦ Action back for ease of movement

8.5 oz. Twill, 100% Cotton
Country of Origin: Imported

CC18 (Reg) 36-60, (Long) 44-60
Colors: Grey (GY), Navy (NV), Red (RD)

GY NV RD

SPEEDSUIT

IL LS HW M 24

Touchtex™ technology with superior color retention, soil release and wickability ◦ Safety-stitched main seams ◦ Two chest pockets, two set-in front pockets and two patch hip pockets ◦ Right chest pocket has functional flap ◦ Action-back and elastic waist inserts ◦ Two-way brass zipper ◦ Vented cuffs with gripper closures on CP30

5 oz. Poplin, 65% Polyester / 35% Cotton
Country of Origin: Imported

CP30 LONG SLEEVE (Reg) S-3XL, (Long) M-XL
Color: Navy (NV)

CP40 SHORT SLEEVE (Reg) S-4XL, (Long) M-2XL
Colors: Medium Blue (MB), Navy (NV), White (WH)

MB NV WH

CP40NV





CUSTOMIZATION ◦ Navy - name patch on left upper front

TWILL ACTION-BACK COVERALL



Gripper at top of zipper and lapel ◦ Two set-in front pockets ◦ Patch hip and chest pockets and rule pocket on right leg ◦ Two-way brass zipper ◦ Hemmed sleeves

7.25 oz. Twill, 65% Polyester / 35% Cotton

Country of Origin: Imported

CT10 CHEST POCKETS (Reg) 34-62, (Long) 38-58

Colors: Black (BK), Brown (BN), Charcoal (CH), Electric Blue (EB), Navy (NV), Orange (OR), Postman Blue (PB), Spruce Green (SG), White (WH)

CT16 NO CHEST POCKETS (Reg) S-3XL

Color: White (WH)





CC14PB

SNAP-FRONT COTTON COVERALL

IL LS HW M 24

Sized to be worn over clothes ◦ Pre-shrunk 100% cotton ◦ One-piece, topstitched collar ◦ Concealed, heavy-duty snap front ◦ Chest pockets and rule pocket on right leg ◦ Two set-in front pockets and two patch hip pockets

Herringbone: 10 oz. Fisher Cloth, 100% Cotton

Solid colors: 8.5 oz. Twill, 100% Cotton

Country of Origin: Imported

CC14 (Reg) 36-58, (Long) 40-54

Colors: Fisher Herringbone (HB), Navy (NV), Orange (OR), Postman Blue (PB), White (WH)



CT30NV

INSULATED TWILL COVERALL

LS HW M 26

Red nylon quilted lining ◦ Safety-stitched outseams and felled inseams ◦ Two-way brass zipper with gripper lapel ◦ Two set-in front pockets, two zippered chest pockets and two patch hip pockets ◦ Adjustable take-up snaps on leg openings for protection

7.25 oz. Twill

Shell: 65% Polyester / 35% Cotton

Lining: 100% Polyester

Insulation: 100% Polyester (insulation content may vary)

Country of Origin: Imported

CT30 (Short) M-L, (Reg) S-4XL, (Long) M-2XL

Color: Navy (NV)



CC16HB

BUTTON-FRONT COTTON COVERALL

IL LS HW M 24

Sized to be worn over clothes ◦ Pre-shrunk 100% cotton ◦ One-piece, topstitched collar ◦ Concealed, stainless steel button front ◦ Chest pockets and rule pocket on leg ◦ Two set-in front pockets and two patch hip pockets ◦ Action-back for ease of movement

Herringbone: 10 oz. Fisher Cloth, 100% Cotton

Solid colors: 8.5 oz. Twill, 100% Cotton

Country of Origin: Imported

CC16 (Reg) 36-66, (Long) 40-52

Colors: Fisher Herringbone (HB), Navy (NV), Postman Blue (PB), White (WH)





CD32BD

INSULATED BLENDED DUCK COVERALL

IL LS HW M 26

Superior warmth with a black quilted lining ◦ Two-way front zipper concealed with storm flap and secured by snaps ◦ Two set-in front patch pockets, two chest pockets with concealed snap-down flaps and large back patch pockets ◦ Adjustable hook-and-loop cuffs with concealed rib knit storm cuff ◦ Two-way waist-to-ankle zippers ◦ Soil release and wicking ◦ Compatible with Blended Duck Snap-on Hood (HD20) shown on page 62

10 oz. Duck

Shell: 65% Polyester / 35% Cotton

Lining: 100% Polyester

Insulation: 100% Polyester (insulation content may vary)

Country of Origin: Imported

CD32 S-5XL

Colors: Brown Duck (BD), Navy Duck (ND)



BD10DN

DENIM BIB OVERALL HW

Relaxed fit ◦ Triple-needle seams ◦ Heavy-duty, non-corrosive hardware and buttons ◦ Deluxe diamond-back construction ◦ Bib pocket with flap and snap closure and leatherette logo patch ◦ Two front pockets and two patch hip pockets ◦ Rule pocket on right leg; hammer loop on left leg

11.75 oz. Denim, 100% Cotton

Country of Origin: Imported

BD10 30-56

Color: Denim (DN)



INSULATED BLENDED DUCK BIB OVERALL

IL LS HW M 26

Insulated with a black quilted lining ◦ Fabric-covered elastic adjustable straps ◦ Bib pocket, large back patch pockets with hammer loop, utility loop and two-piece rule pocket ◦ Leatherette logo patch on bib pocket ◦ Two-way waist-to-ankle zippers ◦ Soil release and wicking

10 oz. Duck

Shell: 65% Polyester / 35% Cotton

Lining: 100% Polyester

Insulation: 100% Polyester (insulation content may vary)

Country of Origin: Imported

BD30 S-5XL

Colors: Brown Duck (BD), Navy Duck (ND)



BD30BD





Women's

PERFORMANCE PLUS SHOP SHIRT




OILBLOK TECHNOLOGY repels the toughest auto fluids, including oil, keeping shirts looking new, longer – and it's only available from Red Kap®.

SY31CY



Colors: Black/Charcoal Mesh (BC), Charcoal/Yellow Mesh (CY), Fireball Red/Charcoal Mesh (FC), Light Grey/Charcoal Mesh (GC), Royal Blue/Black Mesh (RB)





TOUCHTEX™ TECHNOLOGY with superior color retention, soil release and wickability.



Concealed, **ZeroScratch™**, button-front placket won't scratch a finish.



PRE-CURE DURABLE PRESS for a wrinkle-resistant finish.



Industrial-friendly **RIPSTOP FABRIC** is **75% STRONGER** than other poplin workwear fabrics.



PERFORMANCE PLUS SHOP SHIRT



Flex stretch panels offer improved mobility and breathability ◦ Underarm mesh gussets deliver increased range of motion and breathable comfort ◦ Utility pocket on left sleeve keeps tools and gauges close at hand ◦ Covered snaps keep a paint job protected ◦ Angled chest pocket provides additional storage for essential items ◦ Scooped hem provides maximum coverage while looking professional tucked in or left out ◦ Men's companion (SY32/42) shown on page 18

Body: 4.25 oz. Ripstop, 65% Polyester / 35% Cotton
Stretch Panels: 3.8 oz. Stretch Knit, 100% Polyester
Country of Origin: Imported

SY41 SHORT SLEEVE (Reg) XS-3XL

SY31 LONG SLEEVE (Reg) XS-3XL



Exclusive OilBlok finish repels some of the toughest garage fluids.

industrial work & poplin dress shirt



SP23NV



INDUSTRIAL WORK SHIRT



Touchtex™ technology with superior color retention, soil release and wickability • Two-piece, lined collar with sewn-in stays • Five-button front with gripper at neck • Two button-thru, hex-style pockets with bartacked pencil stall on left pocket • Squared bottom hem can be tucked in or left out • Men's companion (SP14 / SP24) on page 14

4.25 oz. Poplin, 65% Polyester / 35% Cotton

Country of Origin: Imported

SP23 SHORT SLEEVE (Reg) S-4XL

SP13 LONG SLEEVE (Reg) S-3XL

Colors: Black (BK), Light Blue (LB), Petrol Blue (MB), Navy (NV), White (WH)



RB royal blue

KH khaki

WH white

BY burgundy

NV navy

RD red

LB light blue

BK black

CUSTOMIZATION • Black - logo embroidery on left upper front

SP25WH



SPECIALIZED POCKETLESS WORK SHIRT



Touchtex™ technology with superior color retention, soil release, durable press and wickability ◦ Two-piece convertible collar with sewn-in stays ◦ Six stainless steel gripper closures ◦ Squared bottom hem can be tucked in or left out ◦ No pockets ◦ Men's companion (SP16 / SP26) on page 24

4.25 oz. Poplin, 65% Polyester / 35% Cotton
Country of Origin: Imported

SP25 SHORT SLEEVE (Reg) S-4XL

Colors: Light Blue (LB), White (WH)

SP15 LONG SLEEVE (Reg) S-4XL

Color: White (WH)



POPLIN DRESS SHIRT IL LS HW L01

Touchtex™ technology with superior color retention, soil release, durable press and wickability ◦ Female silhouette ◦ Two-piece, lined, banded, button-down collar ◦ Seven wood-tone button front ◦ Box-pleated back ◦ Tailored sleeve placket on long sleeve ◦ Men's companion (SP80 / SP90) on page 32

4.25 oz. Poplin, 65% Polyester / 35% Cotton
Country of Origin: Imported

SP81 SHORT SLEEVE (Reg) 4-24

SP91 LONG SLEEVE (Reg) 4-24

Colors: Black (BK), Burgundy (BY), Khaki (KH), Light Blue (LB), Navy (NV), Royal Blue (RB), Red (RD), White (WH)



CUSTOMIZATION ◦ Light Blue - logo embroidery on left upper front

EXECUTIVE OXFORD DRESS SHIRT



Easy-care finish with wrinkle resist, soil release and wickable finish ◦ Two-piece, lined, banded, button-down collar ◦ Seven-button front ◦ One hemmed, spade-style pocket with triangular-stitched corners ◦ Separate two-piece, topstitched yoke ◦ Box-pleated back ◦ Tailored sleeve placket ◦ Men's companion (SR60 / SR70) on page 31

Colors and Stripes: 4.75 oz. Yarn-dyed Oxford, 60% Combed Cotton / 40% Polyester

White: 5 oz. Yarn-dyed Oxford, 60% Combed Cotton / 40% Polyester
Country of Origin: Imported

SR61 SHORT SLEEVE (Reg) 2-26

SR71 LONG SLEEVE (Reg) 2-26

Colors: Blue/White Stripe (BS), Solid Grey (GY), Light Blue (LB), White (WH)

SR65FB



OXFORD DRESS SHIRT LS HW 🌀 🧼 L01

Easy-care finish with wrinkle resist, soil release and wickable finish ◦ Feminine, soft, banded collar ◦ Seven-button front ◦ Double-pleated sleeve with tailored placket and cuff ◦ Double-needle topstitching

4.75 oz. Yarn-dyed Oxford, 60% Cotton / 40% Polyester
Country of Origin: Imported

SR65 SHORT SLEEVE (Reg) 2-26

SR75 LONG SLEEVE (Reg) 2-26

Color: French Blue (FB)

FB

1T11RD



MERIDIAN PERFORMANCE TWILL SHIRT HW L02


Slightly sanded for soft comfort ◦ Stain repel and soil release ◦ Banded, button-down collar ◦ Front and back darts and shaped side seams ◦ Felled side seams and underarm seams ◦ Softly shaped hemline ◦ Men's companion (1T12 / 1T22) on page 33

5 oz. Fine Line Twill, 65% Polyester / 35% Cotton
Country of Origin: Imported

1T21 SHORT SLEEVE (Reg) XS-3XL

1T11 LONG SLEEVE (Reg) XS-3XL

Colors: Black (BK), Burgundy (BU), Emerald (EM), Khaki (KH), Navy (NV), Royal Blue (RB), Red (RD), White (WH)





PERFORMANCE KNIT® FLEX SERIES - PRO POLO (IL) (LS) (HW) (L D2)

Snag-resistant and wrinkle-resistant fabric with grid texture ◦ Superior color retention and wickability ◦ Straight hem with side vents ◦ Underarm gussets ◦ Dyed-to-match 4-eye buttons ◦ Set-in, hemmed sleeves ◦ Internally reinforced shoulder seams ◦ Double-stitched DuraSeams ◦ Banded collar ◦ Tagless label ◦ Men's companion (SK90) shown on page 36

5.3 oz. Poly Performance Fabric, 100% Polyester
Country of Origin: Imported

SK91 (Reg) XS-3XL

Colors: Black (BK), Grey (GY), Medium Blue (MB), Navy (NV), Red (RD), Royal Blue (RB), Tan (TN), White (WH)

SK97HG



PERFORMANCE KNIT® CORE POLO

(IL) (LS) (HW) (L D2)

Superior color retention keeps your polo looking new for a longer period of time ◦ Breathable fabric with wicking keeps you cool and dry ◦ Lightweight yet durable fabric is snag and wrinkle resistant ◦ Straight bottom hem with side vents for added mobility ◦ Men's companion (SK96) shown on page 35

4.5 oz. Micro-Mesh, 100% Polyester
Country of Origin: Imported

SK97 (Reg) XS-3XL

Colors: Black (BK), Burgundy (BU), Charcoal (CH), Grey (GY), Hunter Green (HG), Khaki (KH), Medium Blue (MB), Navy (NV), Royal Blue (RB), Red (RD), Silver (SV), White (WH)





PT21NV

DURA-KAP® INDUSTRIAL PANT



TOUCHTEX PRO™ with superior color retention and soil release ◦ Jean-style waistband with button closure for a comfortable fit ◦ Two front pockets and two set-in hip pockets; left pocket has button closure ◦ TruBlack fabric resists fading ◦ Men's companion (PT20) on page 40

7.5 oz. Twill, 65% Polyester / 35% Combed Cotton
Country of Origin: Imported

PT21 2-24

Colors: TruBlack (BK), Charcoal (CH), Khaki (KH), Navy (NV)



PT59CH

HALF-ELASTIC WORK PANT



TOUCHTEX PRO™ with superior color retention and soil release ◦ Soft-hand twill ◦ Hook-and-eye closure ◦ Two front pockets and no hip pockets ◦ Straight leg

7.5 oz. Twill, 65% Polyester / 35% Cotton
Country of Origin: Imported

PT59 4-32

Colors: Charcoal (CH), Navy (NV), Spruce Green (SG), Tan (TN), White (WH)



ELASTIC INSERT WORK PANT



TOUCHTEX PRO™ with superior color retention and soil release ◦ Bend, stretch and twist in complete comfort ◦ Easy fit ◦ Self-fabric waistband with side elastic waist inserts ◦ Two front pockets and two set-in hip pockets; left pocket has button closure ◦ Slightly tapered leg ◦ White has hook-and-eye closure at waist and no button at left hip pocket ◦ TruBlack fabric resists fading ◦ Men's companion (PT60) on page 42

7.5 oz. Twill, 65% Polyester / 35% Combed Cotton
Country of Origin: Imported

PT61 4-28

Colors: Black (BK), Charcoal (CH), Khaki (KH), Navy (NV), White (WH)



PT61KH



PT39BK

PLEATED TWILL SLACKS



TOUCHTEX PRO™ with superior color retention and soil release ◦ Tailored classic ◦ Relaxed fit with straight-leg styling ◦ Hook-and-eye closure ◦ Double front pleats ◦ Two front pockets and one set-in hip pocket on right with button closure ◦ TruBlack fabric resists fading ◦ Men's companion (PT38) on page 43

7.5 oz. Twill, 65% Polyester / 35% Cotton

Country of Origin: Imported

PT39 4-22

Colors: TruBlack (BK), Khaki (KH), Navy (NV)



WORK NMOTION® PANT



Updated fit and contemporary styling ◦ Memory stretch yarns for flexibility ◦ Easy fit with straight leg ◦ "No-gap" waistband cut on bias to fit the body ◦ Two front pockets and one set-in hip pocket on right ◦ Men's companion (PZ20) on page 48

7.5 oz. Stretch Twill, 80% Polyester / 20% Cotton

Country of Origin: Imported

PZ33 2-24

Colors: Black (BK), Charcoal (CH), Khaki (KH), Navy (NV)



PZ33NV

PLAIN FRONT COTTON PANT



Premium soft-hand cotton ◦ Updated fit ◦ Button closure ◦ Two front pockets and one set-in hip pocket on right with button closure ◦ Men's companion (PC44) on page 47

7.5 oz. Twill, 100% Cotton with Mechanical Stretch

Country of Origin: Imported

PC45 4-24

Colors: Black (BK), Khaki (KH), Navy (NV)



PC45BK



PT89KH

INDUSTRIAL CARGO PANT



TOUCHTEX PRO™ with superior color retention and soil release ◦ New women's fit with natural waist ◦ Heavy-duty brass ratcheting zipper ◦ Button closure ◦ Two slack-style front pockets ◦ Two set-in hip pockets, left has button closure ◦ Darts over hip pockets for better fit ◦ Two patch leg pockets with inverted center pleat ◦ One-piece pocket flap with mitered corners ◦ Two concealed snap closures ◦ Continuous one-piece folder-set ◦ TruBlack fabric resists fading ◦ Men's companion (PT88) on page 43

7.5 oz. Twill, 65% Polyester / 35% Cotton

Country of Origin: Imported

PT89 4-20

Colors: TruBlack (BK), Khaki (KH), Navy (NV)



PLAIN FRONT SHORT

IL LS HW *PRO* TRU BLACK L 02

TOUCHTEX PRO™ with superior color retention and soil release ◦ Updated fit ◦ Jean-style waistband with button closure ◦ Two front pockets and two set-in hip pockets; left pocket has button closure ◦ 8" inseam ◦ TruBlack fabric resists fading ◦ Men's companion (PT26) on page 49

7.5 oz. Twill, 65% Polyester / 35% Cotton
Country of Origin: Imported

PT27 4-22

Colors: TruBlack (BK), Charcoal (CH), Navy (NV), Tan (TN)



PT27CH



STRAIGHT FIT JEAN

IL LS HW **S** L 02

Updated fit ◦ Straight fit sits just below the natural waist for a more feminine silhouette ◦ Slimmer straight thigh and leg for more flattering and feminine fit ◦ Leg opening will fit over boots ◦ One piece waistband with button closure ◦ Antique brass rivets ◦ Decorative stitching on back pockets ◦ Leatherette logo patch on back pocket

13.75 oz. Heavyweight Denim, 100% Cotton
Country of Origin: Imported

PD63 4-22

Colors: Prewashed Indigo (PW)



PD63PW





Automotive



THE AUTO PROS' WORKWEAR OF CHOICE.

PURPOSE-BUILT WORKWEAR FOR THE AUTO INDUSTRY.

Red Kap® builds innovative work apparel specifically geared towards auto professionals so they can focus on their job, not their uniform. Our design team spends quality time in garages gathering first-hand feedback directly from the source. The result? Comfortable, durable performance workwear packed with auto-specific features like covered buttons and snaps so paint jobs stay protected. Specialty tool pockets in all the right places. And exclusive fabrics that hold up much better than their competition.

No wonder so many auto pros choose the RED KAP ADVANTAGE.

ZERO SKRATCH™

WORKWEAR COLLECTION

ZERO DAMAGE. 100% PROTECTION.

Worry-free workwear puts your focus on service, not scratches.

WORK SHIRTS, DRESS SHIRTS & POLOS



SY32/42 PERFORMANCE PLUS WORK SHIRT - Page 18



SY10/20 TWO-TONE CREW SHIRT - Page 20



SP18/28 MOTORSPORTS SHIRT - Page 22



SP14/24GM PERFORMANCE TECHNICIAN SHIRT - Page 23



SH10/20 HEATHERED POPLIN UNIFORM SHIRT - Page 27



ST52/62 UTILITY UNIFORM SHIRT - Page 27



SK90 PERFORMANCE KNIT® FLEX SERIES - PRO POLO - Page 36



SK92 PERFORMANCE KNIT® FLEX SERIES - ACTIVE POLO - Page 36



SY10/20 SOLID CREW SHIRT - Page 121



SY30/40 STRIPED COLOR BLOCK SHIRT - Page 22



SY16/26 DIAMOND PLATE AUTO SHIRT - Page 23



SY50/60 SOLID RIPSTOP SHIRT - Page 28



SP14/24AG TECHNICIAN SHIRT - Page 23



SP14/24 INDUSTRIAL SOLID WORK SHIRT - Page 14



SP14/24, SP10/20 INDUSTRIAL STRIPE WORK SHIRT - Page 16



SP14/24 DURASTRIPE[®] WORK SHIRT - Page 25



SP50/60 SOLID DRESS UNIFORM SHIRT - Page 29



SP74/84 MINI-PLAID UNIFORM SHIRT - Page 27



SP80/90 POPLIN DRESS SHIRT - Page 32



SR60/70 EXECUTIVE OXFORD DRESS SHIRT - Page 31



SK96 PERFORMANCE KNIT[®] CORE POLO - Page 35



7701/02 BASIC PIQUE POLO - Page 37

FOR A COMPLETE REPRESENTATION OF AUTOMOTIVE WORK APPAREL, VISIT REDKAPAUTO.COM

Women's version available

ZeroScratch[™] garment

PANTS, SHORTS, OUTERWEAR, COVERALLS & ACCESSORIES



PT2A PERFORMANCE SHOP PANT - Page 45



PT2L LIGHTWEIGHT CREW PANT - Page 44



PT20 DURA-KAP® INDUSTRIAL PANT - Page 40



PT88 INDUSTRIAL CARGO PANT - Page 43



PT4A PERFORMANCE SHOP SHORT - Page 52



PT4L LIGHTWEIGHT CREW SHORT - Page 51



PT26 PLAIN FRONT SHORT - Page 49



PT66 CARGO SHORT - Page 50



JT22 SLASH POCKET JACKET - Page 60



JT50 PERMA-LINED PANEL JACKET - Page 58



JT38 PERMA-LINED SOLID TEAM JACKET - Page 58

JT36 SOLID TEAM JACKET (unlined) - Page 59



JT40 DUO-TONE TEAM JACKET - Page 59



SP31/41 WOMEN'S PERFORMANCE PLUS SHOP SHIRT - Page 76



SP13/23 WOMEN'S INDUSTRIAL WORK SHIRT - Page 78



SP81/91 WOMEN'S POPLIN DRESS SHIRT - Page 78



SR61/71 WOMEN'S EXECUTIVE OXFORD DRESS SHIRT - Page 79



SK97 WOMEN'S PERFORMANCE KNIT® CORE POLO - Page 81

WOMEN'S



**PT2C CELL PHONE
POCKET PANT** - Page 46



**PD60 RELAXED FIT
JEAN** - Page 54



**PD80 LOOSE FIT
CARPENTER JEAN** - Page 54



TD20 SHOP APRON - Page 66



**PT4C CELL PHONE
POCKET SHORT** - Page 50



CP30/40 SPEEDSUIT - Page 64



**CT10/16 TWILL ACTION-BACK
COVERALL** - Page 65



**CC16 BUTTON-FRONT COTTON
COVERALL** - Page 66



**JP66 SOFT SHELL
JACKET** - Page 61



**JP68 DELUXE SOFT
SHELL JACKET** - Page 60



**AB12 ZeroSkatch™
LEATHER BELT** - Page 55



**AB14 WEBBED
ADJUSTABLE BELT** - Page 55



AG10 TECNICIAN GLOVE - Page 63



**SK91 WOMEN'S PERFORMANCE KNIT®
FLEX SERIES - PRO POLO** - Page 81



**PZ33 WOMEN'S WORK
NMOTION® PANT** - Page 83



**PT39 WOMEN'S PLEATED
TWILL SLACKS** - Page 83



**PT27 WOMEN'S PLAIN FRONT
SHORT** - Page 85



**PD63 WOMEN'S STRAIGHT
FIT JEAN** - Page 85

Women's version available

ZeroSkatch™ garment

30 YEARS. COUNTLESS AUTOMAKERS. ONE MISSION.

Productivity. Professionalism. Perception.

Today's automakers remain at the forefront of efficiency, both in manufacturing and service. They also understand the massive power of strong brand image. So it's no wonder nearly all of them trust Red Kap to help them work smarter while looking great.



TECHNICIAN SHIRT
SY14DL, SY24DL

TECHNICIAN PANT & SHORT
PT2ANV, PT4ANV



TECHNICIAN SHIRT
SP14AA, SP24AA

TECHNICIAN PANT & SHORT
PT20AA, PT26AA



TECHNICIAN SHIRT
SY14CV, SY24CV

TECHNICIAN PANT & SHORT
PT2ACH, PT4ACH



TECHNICIAN SHIRT
SY10FT, SY20FT

TECHNICIAN PANT & SHORT
PT88BF, PT66BF



TECHNICIAN SHIRT
SP18AA, SP28AA
TECHNICIAN PANT
PT88NV



TECHNICIAN SHIRT
SY5ABK, SY6ABK
TECHNICIAN PANT
PT88BK



TECHNICIAN SHIRT*
SY14AD, SY24AD
** Alternate Technician Shirt available.
Ask Sales Representative for details.*
TECHNICIAN PANT & SHORT
PT2ABK, PT4ABK



TECHNICIAN SHIRT
SY14GB, SY24GB
TECHNICIAN PANT & SHORT
PT2ACH, PT4ACH



TECHNICIAN SHIRT
SY14GD, SY24GD
TECHNICIAN PANT & SHORT
PT2ACH, PT4ACH



TECHNICIAN SHIRT
SY10FX, SY20FX
TECHNICIAN PANT & SHORT
PT88BT, PT66BT



TECHNICIAN SHIRT
SY14FD, SY24FD
TECHNICIAN PANT & SHORT
PT2ACH, PT4ACH
TECHNICIAN GLOVES (not shown)
AG10FD



TECHNICIAN SHIRT
SP14QL, SP24QL
TECHNICIAN PANT
PT2ACH



TECHNICIAN SHIRT
SY14HD, SY24HD
TECHNICIAN PANT & SHORT
PT2ANV, PT4ANV



TECHNICIAN SHIRT
SY14HY, SY24HY
TECHNICIAN PANT & SHORT
PT2ANV, PT4ANV



TECHNICIAN SHIRT
SY10HX, SY20HX

TECHNICIAN PANT & SHORT
PT2ANV, PT4ANV



TECHNICIAN SHIRT
SY14IN, SY24IN

TECHNICIAN PANT & SHORT
PT2ABK, PT4ABK



TECHNICIAN SHIRT
SY14KM, SY24KM

TECHNICIAN PANT & SHORT
PT2ABK, PT4ABK



TECHNICIAN SHIRT
SP14LX, SP24LX

MEN'S TECHNICIAN PANT
2104BK



TECHNICIAN SHIRT
SY14LN, SY24LN

TECHNICIAN PANT & SHORT
PT2ABK/CH, PT4ABK/CH



TECHNICIAN SHIRT
SY14NS, SY24NS

TECHNICIAN PANT & SHORT
PT2ABK/CH, PT4ABK/CH

TECHNICIAN GLOVES (not shown)
AG10NS



TECHNICIAN SHIRT
SY14SU, SY24SU

TECHNICIAN PANT
PT2ABK



TECHNICIAN SHIRT
SP14TT, SP24TT

TECHNICIAN PANT
PT20TT



TECHNICIAN SHIRT
SP14VG, SP24VG

TECHNICIAN PANT
2116BK



TECHNICIAN SHIRT
SY10VX, SY20VX

TECHNICIAN PANT
2117BK



NEW

TECHNICIAN SHIRT
SY18MS, SY28MS

TECHNICIAN PANT & SHORT
PT2LBK



TECHNICIAN SHIRT
SP14MZ, SP24MZ

TECHNICIAN PANT & SHORT
2109NV



TECHNICIAN SHIRT
1443GM, 1444GM

TECHNICIAN PANT & SHORT
2110BK



TECHNICIAN SHIRT
SY14MP, SY24MP

TECHNICIAN PANT & SHORT
2111BK, 2112BK



TECHNICIAN SHIRT
SY14ME, SY24ME

TECHNICIAN PANT & SHORT
2113BK, 2114BK

AVAILABLE
APRIL 2018

TECHNICIAN GLOVES (not shown)
AG10MP

VOLVO VOLVO PERSONAL SERVICE



TECHNICIAN SHIRT
SP14VL, SP24VL

TECHNICIAN PANT & SHORT
PT2ACH, PT4ACH



TECHNICIAN SHIRT
SP14VP, SP24VP

TECHNICIAN PANT & SHORT
PT2ACH, PT4ACH

"AC Delco" is a registered trademark of General Motors Company. "Acura" and "Acura Accelerated" are registered trademarks of Honda Motor Company, Inc. "Alfa Romeo" is a registered trademark of FCA Group Marketing S.p.A., used with permission. "Audi" is a registered trademark of Audi AG. "Buick/GMC Certified Service" is a registered trademark of General Motors Company. "Cadillac" is a registered trademark of General Motors Company. "Chevrolet Certified Service" is a registered trademark of General Motors Company. "Fiat" is a registered trademark of FCA Group Marketing S.p.A., used with permission. "Fiat Express Lane" is a registered trademark of FCA US LLC. "Ford" is a registered trademark of Ford Motor Company. "Ford Quick Lane" is a registered trademark of Ford Motor Company. "Honda" is a registered trademark of Honda Motor Company. "Hyundai Assurance Car Care" and "Hyundai Assurance Car Care Express" are registered trademarks of Hyundai Motor Company. "Infiniti" is a registered trademark of Nissan Motor Company, Ltd. "Kia" is a registered trademark of Kia Motors Corporation of Korea. "Lexus" is a registered trademark of Toyota Motor Corporation. "Lincoln" is a registered trademark of Ford Motor Company. "Maserati" is a registered trademark of Maserati S.p.A. "Mazda" is a registered trademark of Mazda Motor Corporation. "Mitsubishi" is a registered trademark of Mitsubishi Motors Corporation. "Mopar" and "Mopar Express Lane" are registered trademarks of FCA US LLC. "Nissan" is a registered trademark of Nissan Motor Company. "Subaru" is a registered trademark of Fuji Heavy Industries. "Toyota" is a registered trademark of Toyota Motor Corporation. "Volkswagen" and "Volkswagen Service Xpress" are registered trademarks of Volkswagen AG. "Volvo" and "Volvo Personal Service" are registered trademarks of Holding AB Volvo.



Hi-Visibility







INTRODUCTION TO THE ANSI HI-VISIBILITY STANDARD

The American National Standard for High-Visibility Safety Apparel and Accessories (ANSI/ISEA 107-2015) is a standard established by the American National Standards Institute. Construction, maintenance, utility, emergency responders, airport ramp personnel and many categories of off-road workers are routinely exposed to potential injury hazards from their low visibility while on the job.

This standard provides guidelines for the selection and use of high-visibility safety apparel and other high-visibility accessories to improve worker visibility during the day, in low-light conditions, and at night.

Private companies, as well as various federal, state, and local authorities have embraced ANSI/ISEA 107-compliant garments and accessories as useful PPE (Personal Protective Equipment) for workers exposed to struck-by hazards.

ANSI / ISEA 107-2015 SPECIFIES THE FOLLOWING CRITERIA MUST BE MET:

- PERFORMANCE REQUIREMENTS FOR BACKGROUND AND COMBINED-PERFORMANCE RETRO-REFLECTIVE MATERIALS
- PHOTOMETRIC AND PHYSICAL PERFORMANCE REQUIREMENTS FOR RETRO-REFLECTIVE AND COMBINED-PERFORMANCE MATERIALS
- GARMENT DESIGN
- PROPER LABELING



FINAL RULE



The Final Rule, 23 CFR Part 634 Worker Visibility, was passed on November 18, 2006, and took effect on November 24, 2008.

The Rule states that all workers within a right-of-way of a Federal-aid highway who are exposed to traffic or to construction equipment within the work area shall wear High-Visibility apparel that must meet Performance Class 2 or Class 3 requirements of ANSI/ISEA 107-2015.

The Federal Register Final Rule and revised document of the 2009 Manual on Uniform Traffic Control Devices (MUTCD) was released on December 16, 2009.

The Rule states that mandatory use areas are expanded beyond Federal-aid highways and will require all workers on or near the roadway right-of-way to wear high visibility safety apparel that meets Performance Class 2 or 3 of ANSI 107-2004 or equivalent revisions. The Federal Highway Administration has issued a formal interpretation recognizing the 2015 edition of ANSI/ISEA 107 as meeting the requirements of 2009 MUTCD.

ULTRAVIOLET PROTECTION FACTOR (UPF) RATING

A relatively new rating designation for sun protective textiles and clothing is UPF (Ultraviolet Protection Factor). Unlike SPF (Sun Protection Factor) that measures only UVB, UPF measures both UVA and UVB.

Sun protective clothing is clothing specifically designed for sun protection and is produced from a fabric rated for its level of ultraviolet (UV) protection. Sun protective clothing may be pre-treated with UV inhibiting ingredients during manufacture to enhance UV blocking capacity.

**BE SURE TO LOOK FOR THE UPF 40
ICON TO SEE WHICH RED KAP'
PRODUCTS ARE MADE FROM
FABRIC THAT CAN HELP PROTECT
YOU FROM HARMFUL UV RAYS.**



UPF Rating based upon testing performed on dry fabric, prelaundered. Test data available upon request.

RECENT CHANGES TO THE ANSI STANDARD

ANSI/ISEA 107 AND ANSI/ISEA 207 HAVE BEEN COMBINED INTO ANSI/ISEA 107-2015

ANSI/ISEA 107 and ANSI/ISEA 207, *American National Standard for High-Visibility Public Safety Vests*, were merged to form a single document, ANSI/ISEA 107-2015. This new consolidated standard covers the needs of workers in all industries for high visibility garments as well as synchronizes the revision schedules for these two previously separate documents.

ALLOWANCE FOR SMALL SIZED GARMENTS

Garment performance classes are defined by minimum area requirements for both background material and retroreflective striping. Prior minimum requirements for background fabric prevented manufacturers from offering a true small-sized garment. The 2015 edition of ANSI/ISEA 107 includes a reduction in the minimum requirement for background fabric in only the smallest size garment offered by a manufacturer. This change will make small sized garments available to workers who previously were forced to wear garments that were too large for them in order to be compliant with the standard.



Previous Standard:
Class 2
ANSI/ISEA 107-2010
775 Sq. In.

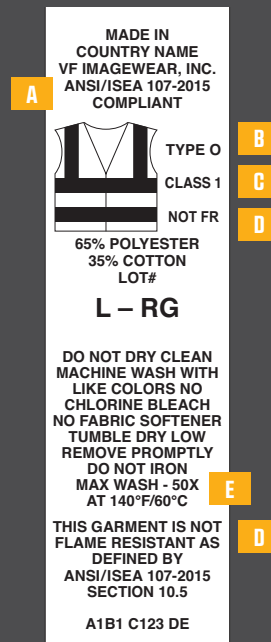


Current Standard:
Type R Class 2
ANSI/ISEA 107-2015
540 Sq. In.

NEW LABELING REQUIREMENTS

In addition to garment brand, size and care instructions, labels must carry these elements:

- A** Must state that garment meets ANSI 107-2015
 - Must contain pictogram showing:
 - B** Garment Type (O, R or P)
 - C** Garment Performance Class
 - D** If the garment is not FR, must state “This garment not flame resistant as defined by ANSI/ISEA 107-2015 Section 10.5”
 - E** Must indicate the maximum laundries for the finished item



A MADE IN COUNTRY NAME
VF IMAGEWEAR, INC.
ANSI/ISEA 107-2015
COMPLIANT

B TYPE O

C CLASS 1

D NOT FR

65% POLYESTER
35% COTTON
LOT#

L - RG

DO NOT DRY CLEAN
MACHINE WASH WITH
LIKE COLORS NO
CHLORINE BLEACH
NO FABRIC SOFTENER
TUMBLE DRY LOW
REMOVE PROMPTLY
DO NOT IRON
MAX WASH - 50X
AT 140°F/60°C

E

D THIS GARMENT IS NOT
FLAME RESISTANT AS
DEFINED BY
ANSI/ISEA 107-2015
SECTION 10.5

A1B1 C123 DE

There has been an addition of garment types (O, R, and P) which address a wider range of occupations that should be in high visibility safety apparel.

ANSI CLASSIFICATIONS

ANSI/ISEA 107-2015 COMPLIANT SAFETY GARMENTS ARE CLASSIFIED AS FOLLOWS:



TYPE O CLASS 1 GARMENTS – intended for use in environments where there are struck-by hazards from moving vehicles, equipment & machinery not operating on public access rights of way or temporary traffic control zones.
Parking/Service location workers • Warehousing • Oil & Gas extraction workers • Refinery workers • Mining



TYPE R CLASS 2 GARMENTS – intended for use by personnel exposed to vehicular traffic from public access rights of way or roadway temporary traffic control zones. Class 2 garments require the use of greater amounts of high-visibility materials which help distinguish between a human and an inanimate object.

Forestry operations • Ship cargo loading operations • Roadway construction • Utility and railway workers • School crossing guards • Delivery vehicle drivers • High volume parking and toll gate personnel • Airport baggage and handlers/ground crew • Trash collection and recycling operations



TYPE R CLASS 3 GARMENTS – intended for use by personnel exposed to vehicular traffic from public access rights of way or roadway temporary traffic control zones. Class 3 garments mandate an even higher standard of visibility for workers in moving, complex backgrounds.

Roadway construction personnel and flaggers • Utility workers • Survey crews



TYPE P CLASS 2 & TYPE P CLASS 3 GARMENTS – intended for emergency responders and law enforcement personnel in environments with struck-by hazards from traffic operating on public access rights of way or temporary traffic control zones.



Police Officers • Sheriff • Fire responders • EMS




SUPPLEMENTAL CLASS E GARMENTS – pants, bib overalls, shorts and gaiters meeting minimum area requirements for background material and retroreflective trim. Class E apparel, however, cannot be worn alone to provide adequate visibility of workers. When Class E items are worn with Performance Class 2 or 3 apparel, the overall classification of the ensemble is Performance Class 3.

DISCLAIMER: Decisions regarding the use of protective apparel should be made by a qualified safety professional. VF Imagewear, Inc. manufactures these products to the referenced specifications and does not make any representation or warranty as to their suitability or fitness for any particular use.

THE **NEW RED KAP**[®]
 VISIBILITY LINE FEATURING
RIPSTOP FABRIC is the
ONLY ANSI COMPLIANT
65% POLYESTER / 35%
COTTON FABRIC BLEND
 in the MARKET.

**HI-VISIBILITY RIPSTOP
 COLOR BLOCK WORK SHIRT**



Industrial-friendly **RIPSTOP FABRIC** is **75% STRONGER** than other poplin workwear fabrics.



Nearly **35% MORE BREATHABLE** and **15% LIGHTER WEIGHT** than traditional 100% Polyester.



TOUCHTEX™ TECHNOLOGY adds superior color retention, soil release and wickability.

Designed for unmatched durability, the cotton blend fabric provides a cool surface texture for additional comfort regardless of your activity. TYPE O-Class 1, TYPE R-CLASS 2 and TYPE R-CLASS 3 garments available that are ANSI/ISEA 107-2015 compliant.

HI-VIS **OFF-ROAD**
TYPE O **CLASS 1**

Available in
 Fluorescent Yellow/
 Green and Navy or
 Charcoal colorways

**HI-VISIBILITY RIPSTOP
COLOR BLOCK WORK SHIRT**



HI-VIS
ROADWAY
TYPE R **CLASS 2**

Available in
Fluorescent Yellow/
Green and Navy or
Grey colorways

**HI-VISIBILITY
RIPSTOP WORK SHIRTS**



HI-VIS
ROADWAY
TYPE R **CLASS 2**

Available in
Fluorescent
Yellow/Green



HI-VIS
ROADWAY
TYPE R **CLASS 3**

Available in
Fluorescent
Yellow/Green

HI-VISIBILITY RIPSTOP COLOR BLOCK WORK SHIRT TYPE O CLASS 1

Real protection for real exposure. With UPF 40 and 360° visibility, you're protected day and night. Front and back reflective striping and fluorescent yellow/green with color blocking keeps you visible while also hiding soil and stains in the area that needs it most. **ANSI/ISEA 107-2015 Type O, Class 1 compliant.**





SY80YC



BACK



SY70YN



BACK



360° visibility ◦ 2 1/2" Yellow / Silver / Yellow reflective striping provides both daytime and nighttime visibility ◦ 1 1/2" solid reflective striping across front and back seam for nighttime visibility ◦ Color block design hides soil ◦ Two-piece, lined collar with sewn-in stays ◦ Button-front closure with gripper at neck ◦ Two button-thru, hex-style chest pockets with pencil stall in left chest pocket ◦ UPF 40 rating ◦ **This product complies with Type O Class 1 requirements of ANSI / ISEA 107-2015**

4.25 oz. Ripstop, 65% Polyester / 35% Cotton
Country of Origin: Imported

SY80YC SHORT SLEEVE (Reg) S-4XL, (Long) L-2XL

SY70YC LONG SLEEVE (Reg) S-4XL, (Long) L-2XL

Color: Fluorescent Yellow/Green and Charcoal Ripstop (YC)

SY80YN SHORT SLEEVE (Reg) S-4XL, (Long) L-2XL

SY70YN LONG SLEEVE (Reg) S-4XL, (Long) L-2XL

Color: Fluorescent Yellow/Green and Navy Ripstop (YN)



65/35 BLEND

The **ONLY 65/35 POLY/COTTON BLEND ANSI COMPLIANT RIPSTOP FABRIC** in the market.



Industrial-friendly **RIPSTOP FABRIC** is **75% STRONGER** than other poplin workwear fabrics.



Nearly **35% MORE BREATHABLE** and **15% LIGHTER WEIGHT** than traditional 100% Polyester.



TOUCHTEX™ TECHNOLOGY with superior color retention, soil release and wickability.



PRE-CURE DURABLE PRESS for a wrinkle-resistant finish.

HI-VISIBILITY RIPSTOP COLOR BLOCK WORK SHIRT TYPE R CLASS 2

Real protection for real exposure. With UPF 40 and 360° visibility, you're protected day and night. Front and back reflective striping and fluorescent yellow/green with color blocking keeps you visible while also hiding soil and stains in the area that needs it most. Class 2 garments are the most popular choice of safety managers today. **ANSI / ISEA 107-2015 Type R, Class 2 Compliant.**





360° visibility with front and back 2" silver reflective striping ◦ Color block design hides soil ◦ Two-piece, lined collar with sewn-in stays ◦ Button-front closure ◦ Two button-thru, hex-style chest pockets with pencil stall in left chest pocket ◦ UPF 40 rating ◦ **This product complies with Type R Class 2 requirements of ANSI / ISEA 107-2015**

4.25 oz. Ripstop, 65% Polyester / 35% Cotton
Country of Origin: Imported

SY24YG SHORT SLEEVE (Reg) S-4XL, (Long) L-2XL
SY14YG LONG SLEEVE (Reg) S-4XL, (Long) L-2XL
Color: Fluorescent Yellow/Green and Grey Ripstop (YG)

SY24YN SHORT SLEEVE (Reg) S-4XL, (Long) L-2XL
SY14YN LONG SLEEVE (Reg) S-4XL, (Long) L-2XL
Color: Fluorescent Yellow/Green and Navy Ripstop (YN)



65/35 BLEND

The **ONLY 65/35 POLY/COTTON BLEND ANSI COMPLIANT RIPSTOP FABRIC** in the market.



Industrial-friendly **RIPSTOP FABRIC** is **75% STRONGER** than other poplin workwear fabrics.



Nearly **35% MORE BREATHABLE** and **15% LIGHTER WEIGHT** than traditional 100% Polyester.



TOUCHTEX™ TECHNOLOGY with superior color retention, soil release and wickability.



PRE-CURE DURABLE PRESS for a wrinkle-resistant finish.

HI-VISIBILITY WORK SHIRT TYPE R CLASS 2

Real protection for real exposure. With UPF 40 and 360° visibility, you're protected day and night. Front and back reflective striping paired with either fluorescent yellow/green or fluorescent orange for a worker who truly stands out. Class 2 garments are the most popular choice of safety managers today. **ANSI / ISEA 107-2015 Type R Class 2 compliant.**



TYPE R CLASS 2 - Ripstop and Polyester

SY14HV



SY24HV



360° visibility with front and back 2" silver reflective striping • Two-piece, lined collar with sewn-in stays • Button-front closure • Two button-thru, hex-style chest pockets with pencil stall in left chest pocket • UPF 40 rating • **This product complies with Type R Class 2 requirements of ANSI / ISEA 107-2015**

RIPSTOP - 65% POLYESTER / 35% COTTON



65/35 BLEND The **ONLY 65/35 POLY/COTTON BLEND ANSI COMPLIANT RIPSTOP FABRIC** in the market.



Industrial-friendly **RIPSTOP FABRIC** is **75% STRONGER** than other poplin workwear fabrics.



Nearly **35% MORE BREATHABLE** and **15% LIGHTER WEIGHT** than traditional 100% Polyester.



TOUCHTEX™ TECHNOLOGY with superior color retention, soil release and wickability.



PRE-CURE DURABLE PRESS for a wrinkle-resistant finish.

4.25 oz. Ripstop, 65% Polyester / 35% Cotton
Country of Origin: Imported

SY24HV SHORT SLEEVE (Reg) S-4XL, (Long) L-2XL

SY14HV LONG SLEEVE (Reg) S-4XL, (Long) L-2XL

Color: Fluorescent Yellow/Green Ripstop (HV)



100% POLYESTER



5 oz. Poplin, 100% Polyester
Country of Origin: Imported

SS24HV SHORT SLEEVE (Reg) S-4XL, (Long) M-2XL

SS14HV LONG SLEEVE (Reg) S-3XL, (Long) L-2XL

Color: Fluorescent Yellow/Green (HV)

SS24O2 SHORT SLEEVE (Reg) M-3XL, (Long) L-2XL

SS14O2 LONG SLEEVE (Reg) M-3XL, (Long) L-2XL

Color: Fluorescent Orange (O2)



SS14O2



HI-VISIBILITY WORK SHIRT TYPE R CLASS 3

With additional reflective striping on the sleeves and body, our Class 3 Hi-Visibility Work Shirt provides maximum visibility in this category. Two button-thru chest pockets and a pencil stall protect your on-the-job tools. **ANSI / ISEA 107-2015 Type R Class 3 compliant.**



TYPE R CLASS 3 - Ripstop and Polyester

SY14AB



360° visibility with front and back 2" silver reflective striping • Two-piece, lined collar with sewn-in stays • Button-front closure • Two button-thru, hex-style chest pockets with pencil stall in left chest pocket • UPF 40 rating • **This product complies with Type R Class 3 requirements of ANSI / ISEA 107-2015**

RIPSTOP - 65% POLYESTER / 35% COTTON



65/35 BLEND The **ONLY 65/35 POLY/COTTON BLEND ANSI COMPLIANT RIPSTOP FABRIC** in the market.



Industrial-friendly **RIPSTOP FABRIC** is **75% STRONGER** than other poplin workwear fabrics.



Nearly **35% MORE BREATHABLE** and **15% LIGHTER WEIGHT** than traditional 100% Polyester.



TOUCHTEX™ TECHNOLOGY with superior color retention, soil release and wickability.



PRE-CURE DURABLE PRESS for a wrinkle-resistant finish.

4.25 oz. Ripstop, 65% Polyester / 35% Cotton
Country of Origin: Imported

SY24AB SHORT SLEEVE (Reg) M-4XL, (Long) L-2XL

SY14AB LONG SLEEVE (Reg) M-4XL, (Long) L-2XL

Color: Fluorescent Yellow/Green Ripstop (AB)

AB

SY24AB



SS140F



100% POLYESTER



5 oz. Poplin, 100% Polyester
Country of Origin: Imported

SS24AB SHORT SLEEVE (Reg) M-4XL, (Long) M-2XL

SS14AB LONG SLEEVE (Reg) M-3XL, (Long) L-2XL

Color: Fluorescent Yellow/Green (AB)

SS240F SHORT SLEEVE (Reg) M-3XL, (Long) L-2XL

SS140F LONG SLEEVE (Reg) M-3XL, (Long) L-2XL

Color: Fluorescent Orange (OF)

AB

OF



VYV6YE



SAFETY VEST   

360° visibility with front and back 2" silver reflective striping • Hook-and-loop front closure • Hook-and-loop adjustable sides (dual sizing) • **This product complies with Type R Class 2 requirements of ANSI / ISEA 107-2015**

4.7 oz. 100% Polyester
Country of Origin: Imported

VYV6YE S/M, L/XL, 2XL/3XL, 4XL/5XL

Color: Fluorescent Yellow/Green (YE)

YE





SYK6HV

SYK2HV

HI-VISIBILITY T-SHIRT    

360° visibility with front and back 2" silver reflective striping ◦ Rib knit collar and cuffs ◦ Cover seaming throughout garment ◦ Single chest pocket ◦ **This product complies with Type R Class 2 requirements of ANSI / ISEA 107-2015**

5.6 oz. Jersey, 100% Polyester
Country of Origin: Imported

SYK6HV SHORT SLEEVE S-4XL

SYK2HV LONG SLEEVE S-4XL

Color: Fluorescent Yellow/Green (HV)



JY32HV



HI-VISIBILITY JACKET



360° visibility with front and back 2" silver reflective striping ◦ Two-piece, topstitched collar ◦ Solid brass zipper ◦ Two chest pockets with button-thru pocket flaps ◦ Lined cuffs with button closures ◦ Adjustable waist tabs ◦ Unlined – may be worn with Zip-in / Zip-out Liner (LN30BK) on page 59 ◦ UPF 40 rating

7.5 oz. Twill, 100% Polyester
Country of Origin: Imported

JY32HV THIS PRODUCT COMPLIES WITH TYPE R CLASS 2 REQUIREMENTS OF ANSI / ISEA 107-2015
(Reg) 38-54, (Long) 42-50

JY32AB THIS PRODUCT COMPLIES WITH TYPE R CLASS 3 REQUIREMENTS OF ANSI / ISEA 107-2015
(Reg) 38-54, (Long) 42-50

Color: Fluorescent Yellow/Green (HV)

HV

JY38HVB



HI-VISIBILITY BOMBER



360° visibility with front and back 2" silver reflective striping ◦ Two-layer, stand-up collar ◦ Solid brass zipper, fully covered with two-layer storm flap and concealed snap closure ◦ Lined cuffs with concealed snap closures ◦ Two large exterior patch pockets with hand warmers and one inside chest pocket ◦ Deep-pleated action back ◦ **This product complies with Type R Class 2 requirements of ANSI / ISEA 107-2015**

7.5 oz. Twill, 100% Polyester
Country of Origin: Imported

JY38HVB (Reg) M-4XL, (Long) M-3XL

Color: Fluorescent Yellow/Green (HV)

HV

Please allow additional time for delivery. Contact your customer service representative for an accurate delivery schedule.



PT18HVB



CT10HVB

UTILITY POCKET PANT     

- 360° visibility with front and back 2" silver reflective striping
- Heavy-duty brass ratcheting zipper with hook-and-eye closure
- Two slack-style front pockets and two set-in hip pockets
- Cargo pockets with concealed snap closure
- UPF 40 rating

This product complies with Supplemental Class E requirements of ANSI / ISEA 107-2015

7.5 oz. Twill, 100% Polyester
Country of Origin: Imported

PT18HVB 28-54

Color: Fluorescent Yellow/Green (HV)

HV

Please allow additional time for delivery. Contact your customer service representative for an accurate delivery schedule.

HI-VISIBILITY ZIP-FRONT COVERALL

- 360° visibility with front and back 2" silver reflective striping
- Two-way brass zipper with gripper at top of lapel
- Two set-in front pockets, two patch hip pockets, two chest pockets and rule leg pocket
- Side-vent openings
- Hemmed sleeves
- Sized to be worn over clothes
- UPF 40 rating
- **This product complies with Type R Class 3 requirements of ANSI / ISEA 107-2015**

7.5 oz. Twill, 100% Polyester
Country of Origin: Imported

CT10HVB (Short) 38-56, (Reg) 32-70, (Long) 32-70, (X Long) 46-50

Color: Fluorescent Yellow/Green (HV)

CT100VB (Short) 38-56, (Reg) 32-70, (Long) 32-70, (X Long) 46-50

Color: Fluorescent Orange (OV)

HV **OV**

Please allow additional time for delivery. Contact your customer service representative for an accurate delivery schedule.





Enhanced Visibility





ENHANCED VISIBILITY INDUSTRIAL WORK SHIRT



Touchtex™ technology with superior color retention, soil release and wickability ◦ Two-piece, lined collar with sewn-in stays ◦ Button front closure ◦ Two button-thru, hex-style pockets with left pencil stall ◦ 2 ½" Yellow / Silver / Yellow enhanced visibility trim around body below pockets, down both sleeves and across back shoulder to shoulder ◦

This product does not comply with ANSI/ISEA 107-2015

4.25 oz. Poplin, 65% Polyester / 35% Cotton

Country of Origin: Imported

SP24EN SHORT SLEEVE (Reg) S-4XL, (Long) L-2XL

SP14EN LONG SLEEVE (Reg) S-4XL, (Long) L-2XL

Color: Navy with Yellow/Silver/Yellow Visibility Trim (EN)

SP24EG SHORT SLEEVE (Reg) S-4XL, (Long) L-2XL

SP14EG LONG SLEEVE (Reg) S-4XL, (Long) L-2XL

Color: Light Grey with Yellow/Silver/Yellow Visibility Trim (EG)



SP24EN



SP14EG back view



ENHANCED VISIBILITY CARGO PANT (PT88EN) SHOWN ON PAGE 122.



ENHANCED VISIBILITY SHIRT

IL LS HW M 46

Two-piece, lined collar with sewn-in stays • Button-front closure • Two button-thru, hex-style pockets with pencil stall in left chest pocket • Orange / Silver / Orange enhanced visibility trim across pockets, down sleeves and two horizontal stripes across back • **This product does not comply with ANSI/ISEA 107-2015**

4.25 oz. Poplin, 65% Polyester / 35% Cotton
Country of Origin: Imported

SP24WM SHORT SLEEVE (Reg) S-4XL, (Long) M-2XL


SP14WM LONG SLEEVE (Reg) S-4XL, (Long) M-3XL

Color: Light Grey with Orange/Silver/Orange Visibility Trim (WM)

SP240N SHORT SLEEVE (Reg) S-4XL, (Long) L-2XL

SP140N LONG SLEEVE (Reg) S-4XL, (Long) L-3XL

Color: Navy with Orange/Silver/Orange Visibility Trim (ON)



ENHANCED VISIBILITY COTTON WORK SHIRT

IL LS HW M 46

Easy care finish • Two-piece, lined collar with sewn-in stays • Six button front with gripper at neck • Two button-thru, hex-style pockets with left pencil stall • 2 1/2" Yellow / Silver / Yellow enhanced visibility trim around body below pockets, down both sleeves and across back shoulder to shoulder • **This product does not comply with ANSI/ISEA 107-2015**

6 oz. Twill, 100% Cotton • Country of Origin: Imported

SC40EN SHORT SLEEVE (Reg) S-4XL, (Long) L-2XL


SC30EN LONG SLEEVE (Reg) S-4XL, (Long) L-2XL

Color: Navy with Yellow/Silver/Yellow Visibility Trim (EN)

SC40EG SHORT SLEEVE (Reg) S-4XL, (Long) L-2XL

SC30EG LONG SLEEVE (Reg) S-4XL, (Long) L-2XL

Color: Light Grey with Yellow/Silver/Yellow Visibility Trim (EG)



SY14YE



ENHANCED VISIBILITY RIPSTOP WORK SHIRT



Two-piece, lined collar with sewn-in stays ◦ Button-front closure ◦ Two button-thru, hex-style chest pockets with pencil stall in left chest pocket ◦ UPF 40 rating ◦ **This product does not comply with ANSI/ISEA 107-2015**

4.25 oz. Ripstop, 65% Polyester / 35% Cotton
Country of Origin: Imported

SY24YE SHORT SLEEVE (Reg) S-4XL, (Long) L-2XL

SY14YE LONG SLEEVE (Reg) S-4XL, (Long) L-2XL

Color: Fluorescent Yellow/Green Ripstop (YE)

YE

**65/35
BLEND**

The **ONLY 65/35 POLY/COTTON BLEND ANSI COMPLIANT RIPSTOP FABRIC** in the market.



Industrial-friendly **RIPSTOP FABRIC** is **75% STRONGER** than other poplin workwear fabrics.



Nearly **35% MORE BREATHABLE** and **15% LIGHTER WEIGHT** than traditional 100% Polyester.



TOUCHTEX™ TECHNOLOGY with superior color retention, soil release and wickability.



PRE-CURE DURABLE PRESS for a wrinkle-resistant finish.

SS24OR



ENHANCED VISIBILITY WORK SHIRT



Two-piece, lined collar with sewn-in stays ◦ Button-front closure ◦ Two button-thru, hex-style chest pockets with pencil stall in left chest pocket ◦ UPF 40 rating ◦ **This product does not comply with ANSI/ISEA 107-2015**

5 oz. Poplin, 100% Polyester
Country of Origin: Imported

SS24YE SHORT SLEEVE (Reg) S-3XL, (Long) L-2XL

SS14YE LONG SLEEVE (Reg) S-3XL, (Long) L-2XL

Color: Fluorescent Yellow/Green (YE)

SS24OR SHORT SLEEVE (Reg) S-3XL, (Long) L-2XL

SS14OR LONG SLEEVE (Reg) S-3XL, (Long) L-2XL

Color: Fluorescent Orange (OR)

YE OR

SY06YE



ENHANCED VISIBILITY T-SHIRT (HW) (M 20)

Spandex rib knit collar ◦ Cover seaming throughout garment ◦ Single chest pocket ◦ **This product does not comply with ANSI/ISEA 107-2015**

5.6 oz. Jersey Knit, 100% Polyester
Country of Origin: Imported

SY06YE (Reg) S-4XL

Color: Fluorescent Yellow/Green (YE)

YE



PD60ED

ENHANCED VISIBILITY RELAXED FIT JEAN (IL) (LS) (HW) (R)

Relaxed fit with traditional rise sits at natural waist ◦ Relaxed seat and thigh ◦ Slightly tapered leg fits over work boots ◦ Deep front pockets ◦ Antique brass rivets ◦ Decorative stitching on back pockets ◦ Two 2 ½" Yellow / Silver / Yellow enhanced visibility trim above knees ◦ **This product does not comply with ANSI/ISEA 107-2015**

13.75 oz. Heavyweight Denim, 100% Cotton
Country of Origin: Imported

PD60ED 30-48

Color: Prewashed Denim with Yellow/Silver/ Yellow Visibility Trim (ED)

ED



PT88EN



PT20EN



PG20EN

ENHANCED VISIBILITY CARGO PANT (IL) (LS) (HW) *PRO*

TOUCHTEX PRO™ with superior color retention and soil release ◦ Traditional easy fit ◦ Folder-set waistband with button closure for a comfortable fit ◦ Slack-style front pockets and two set-in hip pockets ◦ Two bellow cargo pockets with pocket flaps and snap closures ◦ Two 2 ½" Yellow / Silver / Yellow enhanced visibility trim above knees ◦ **This product does not comply with ANSI/ISEA 107-2015**

7.5 oz. Twill, 65% Polyester / 35% Cotton
Country of Origin: Imported

PT88EN 30-48

Color: Navy with Yellow/Silver/Yellow Visibility Trim (EN)



ENHANCED VISIBILITY DURA-KAP® INDUSTRIAL PANT (IL) (LS) (HW) *PRO*

TOUCHTEX PRO™ with superior color retention and soil release ◦ Traditional easy fit ◦ Folder-set waistband with button closure for a comfortable fit ◦ Slack-style front pockets and two set-in hip pockets ◦ Two 2 ½" Yellow / Silver / Yellow enhanced visibility trim above knees ◦ **This product does not comply with ANSI/ISEA 107-2015**

7.5 oz. Twill, 65% Polyester / 35% Cotton
Country of Origin: Imported

PT20EN 30-48

Color: Navy with Yellow/Silver/Yellow Visibility Trim (EN)



ENHANCED VISIBILITY COTTON WORK PANT (IL) (LS) (HW) *PRO*

Easy fit ◦ Folder-set waistband with outlet and button closure ◦ Slack-style front pockets and two set-in hip pockets; left pocket has button closure ◦ Two 2 ½" Yellow / Silver / Yellow enhanced visibility trim above knees ◦ **This product does not comply with ANSI/ISEA 107-2015**

8.5 oz. Twill, 100% Wrinkle-resistant Cotton
Country of Origin: Imported

PG20EN 30-56

Color: Navy with Yellow/Silver/Yellow Visibility Trim (EN)



JT50EN back view

JT50EC

CT10EN



ENHANCED VISIBILITY PERMA-LINED JACKET (IL) (LS) (HW) M12

Permanently lined with black quilted lining ◦ Two-piece, topstitched collar with sewn-in stays ◦ Two lower, inset, on-seam pockets ◦ Hip length ◦ 2 ½" Yellow / Silver / Yellow enhanced visibility trim down both sleeves, across chest above pockets and two stripes across back ◦ **This product does not comply with ANSI/ISEA 107-2015**

7.25 oz. Twill, 65% Polyester / 35% Cotton
Country of Origin: Imported

JT50EC (Reg) S-3XL, (Long) L-2XL

Color: Charcoal with Yellow/Silver/Yellow Visibility Trim (EC)

JT50EN (Reg) S-3XL, (Long) L-2XL

Color: Navy with Yellow/Silver/Yellow Visibility Trim (EN)



ENHANCED VISIBILITY TWILL ACTION-BACK COVERALL (IL) (LS) (HW) M24

Gripper at top of zipper and lapel ◦ Two set-in front pockets ◦ Patch hip pockets, chest pockets and rule pocket on left leg ◦ Two-way brass zipper ◦ Hemmed sleeves ◦ 2 ½" Yellow / Silver / Yellow enhanced visibility trim applied down both arms, all around body below pockets, across back and two stripes around thighs ◦ **This product does not comply with ANSI/ISEA 107-2015**

7.25 oz. Twill, 65% Polyester / 35% Cotton
Country of Origin: Imported

CT10EN (Reg) 38-54, (Long) 44-48

Color: Navy with Yellow/Silver/Yellow Visibility Trim (EN)





Housekeeping





2 BU.

9K03PT



Back inverted pleat

WOMEN'S LINDEN GREY® MICROFIBER SHAWL COLLAR TUNIC (LS) (HW) (L 02)

Collar and cuffs have dual-action stain repel / soil release ◦ Moisture management finish ◦ Additional room built into underarm for greater range of motion ◦ Center back inverted pleat for easy movement ◦ 28 ½" back length on size medium

100% Polyester Microfiber Microcheck
Country of Origin: Imported

9K03 (Reg) XS-4XL

Colors: Burgundy/Black (BU), Putty/Black (PT), Storm/Black (ST)



1K00ST



MEN'S LINDEN GREY® MICROFIBER CONVERTIBLE COLLAR SHIRT (LS) (HW) (M 10)

Moisture management finish ◦ Button front with open collar ◦ Left chest pocket ◦ Side vents for easy movement ◦ 30 ¾" back length on size medium

100% Polyester Microfiber Microcheck
Country of Origin: Imported

1K00 (Reg) XS-4XL

Colors: Burgundy/Black (BU), Putty/Black (PT), Storm/Black (ST)



2M11BK

WOMEN'S LINDEN GREY® MICROFIBER PULL-ON PANT

(LS) (HW) (L 02)

Wider, fully-elasticized waist for stay-put comfort ◦ Differential rise has longer back rise for modesty ◦ 32 ½" finished inseam

100% Polyester Microfiber
Country of Origin: Imported

2M11 (Reg) XS-4XL

Color: Black (BK)





9S01NV



9S03HU



Fixed belt with inverted back pleat detail

WOMEN'S DOUBLE-BREASTED LAPEL TUNIC (LS) (HW) (L 02)

Dual action stain repel/soil release white trim ◦ Modest top-button placement ◦ Two roomy, front patch pockets ◦ Additional room built into underarm seam for greater range of motion ◦ Smooth, flattened sleeve seams for "no-rub" comfort ◦ Back fixed belt with inverted pleat at hem ◦ 28 ¼" back length on size medium

75% Polyester / 25% Cotton Pincord
Country of Origin: Imported

9S03 (Reg) XS-4XL

Colors: Black Pincord (BK), Burgundy Pincord (BU), Hunter Pincord (HU), Navy Pincord (NV), Tan Pincord (TN)



WOMEN'S DOUBLE-BREASTED LAPEL DRESS (LS) (HW) (L 02)

Dual action stain repel/soil release white trim ◦ Modest top-button placement ◦ Relaxed shoulders ◦ Additional room built into underarm seam for greater range of motion ◦ Adjustable back ties ◦ Easy side-entry pockets ◦ Smooth, flattened sleeve seams for "no-rub" comfort ◦ 45" back length on size medium

75% Polyester / 25% Cotton Pincord
Country of Origin: Imported

9S01 (Reg) XS-3XL

Colors: Black Pincord (BK), Burgundy Pincord (BU), Hunter Pincord (HU), Navy Pincord (NV), Tan Pincord (TN)



9S05BK

WOMEN'S SINGLE-BREASTED LAPEL TUNIC (LS) (HW) (L 02)

Dual action stain repel/soil release white trim ◦ Modest button-front closure ◦ Contrasting sleeve opening tabs ◦ Additional room built into underarm for greater range of motion ◦ Two roomy front patch pockets ◦ 28 ¼" back length on size medium

75% Polyester / 25% Cotton Pincord
Country of Origin: Imported

9S05 (Reg) XS-3XL

Colors: Black Pincord (BK), Hunter Pincord (HU), Navy Pincord (NV)



1S00BK



MEN'S PINCORD SHIRT JACKET




Reversed zipper front with snap at neck ◦ Deep front patch pockets ◦ Deep, inverted back pleat for ease of movement and reinforced for stay-put wearability ◦ Half-belted back gives added style ◦ 30 1/2" back length on size medium

75% Polyester / 25% Cotton Pincord
Country of Origin: Imported

1S00 (Reg) S-4XL

Colors: Black Pincord (BK), Burgundy Pincord (BU), Hunter Pincord (HU), Navy Pincord (NV), Tan Pincord (TN)



2S11NV

WOMEN'S POPLIN PANT



1" full-elastic waistband ◦ Two roomy side seam pockets ◦ Stitched-down crease

80% Polyester / 20% Cotton Poplin
Country of Origin: Imported

PP73 6-28

Color: Navy (NV)

65% Polyester / 35% Cotton Poplin
Country of Origin: Imported

PP73 6-28

Color: White (WH)



PP73NV

WOMEN'S PINCORD SLACKS



Wider, fully elasticized waist ◦ Roomy side seam pockets ◦ Differential rise has longer back rise for modesty ◦ 32 1/2" finished inseam

75% Polyester / 25% Cotton Pincord
Country of Origin: Imported

2S11 (Reg) XS-4XL

Colors: Black Pincord (BK), Burgundy Pincord (BU), Hunter Pincord (HU), Navy Pincord (NV), Tan Pincord (TN)



MEN'S BUTTON-FRONT SHIRT JACKET



Two-piece collar lined with stays ◦ Concealed button closure ◦ Concealed gripper at bottom ◦ Two chest patch pockets ◦ 26" back length on size medium

65% Polyester / 35% Cotton Poplin • Country of Origin: Imported

SP35 (Reg) S-4XL, (Long) L-2XL

Color: White (WH)



SP35WH



CUSTOMIZATION ◦ Black - logo embroidery on left upper front

MEN'S CONVERTIBLE COLLAR SHIRT JACKET

LS HW M 10

Reverse zipper front with snap at neck ◦ Two upper patch pockets reinforced at stress points ◦ 31 1/2" back length on size medium

65% Polyester / 35% Cotton Poplin
Country of Origin: Imported

1P60 (Reg) S-4XL

Colors: Black (BK), Navy (NV)



2P11NV

WOMEN'S EASY WEAR POPLIN SLACKS

LS HW L 02

Wider, fully elasticized waist ◦ Roomy side seam pockets ◦ Differential rise has longer back rise for modesty ◦ 32 1/2" finished inseam

65% Polyester / 35% Cotton Poplin
Country of Origin: Imported

2P11 (Reg) XS-4XL

Colors: Black (BK), Burgundy (BU), Emerald (EM), Navy (NV)



9P01NV



WOMEN'S EASY WEAR TUNIC LS HW L 02

Cut for easy movement ◦ Dyed-to-match buttons ◦ Full princess seams for shaping ◦ Two slanted front pockets with additional inside pocket on right ◦ 28 1/2" back length on size medium

65% Polyester / 35% Cotton Poplin
Country of Origin: Imported

9P01 (Reg) XS-4XL

Colors: Black (BK), Burgundy (BU), Emerald (EM), Navy (NV)



SP65WH



WOMEN'S UNIFORM BLOUSE



Touchtex™ technology with superior color retention, soil release and wickability ◦ Five-button front closure ◦ Left chest pocket ◦ Squared bottom hem to wear in or out ◦ 26" back length on size medium

65% Polyester / 35% Cotton
Performance Blend Poplin
Country of Origin: Imported

SP65

Color/Size:

Petrol Blue (MB) - (Reg) S-3XL
White (WH) - (Reg) S-4XL



DP23WH



SHORT SLEEVE DRESS



Easy fit ◦ One-piece, lined, notched lapel ◦ Non-yellowing UV buttons for long-lasting whiteness through industrial laundry processing ◦ Shapely princess seams ◦ Two lower pockets ◦ 41" back length on size medium


80% Polyester / 20% Cotton
Performance Blend Poplin
Country of Origin: Imported

DP23 BUTTON FRONT

Color/Size:

Light Blue (LB) - (Reg) S-2XL
White (WH) - (Reg) S-3XL

65% Polyester / 35% Cotton
Performance Blend Poplin
Country of Origin: Imported

DP29 GRIPPER FRONT 

(Reg) S-4XL
Color: White (WH)



KP43NV



ZIP-FRONT SMOCK



Concealed zipper closure ◦ KP44 (Men's) has three patch pockets including one pencil-tacked hex pocket and a 29 1/2" back length on size medium ◦ KP43 (Women's) has princess seams for a flattering fit, two lower pockets

65% Polyester / 35% Cotton Poplin
Country of Origin: Imported

KP44 MEN'S (Reg) S-4XL

KP43 WOMEN'S (Reg) XS-4XL

Colors: Navy (NV), White (WH)



TP23RD



WOMEN'S SMOCK LOOSE FIT SHORT SLEEVE      

Lined, notched lapel ◦ Non-yellowing UV buttons for long-lasting whiteness through industrial laundry processing ◦ Two lower patch pockets ◦ Short sleeve with mock french cuffs ◦ 28 ¼" back length on size medium

80% Polyester / 20% Combed Cotton Poplin

TP23 LOOSE FIT WITH SHORT SLEEVE

Color/Size:

Light Blue (LB), Navy (NV), Red (RD), White (WH) - (Reg) S-4XL

Tan (TN) - (Reg) S-3XL

TP27 GRIPPER FRONT 

Color/Size:

Light Blue (LB), White (WH) - (Reg) S-4XL



TP31LB



WOMEN'S SMOCK ¾ SLEEVE



Lined, notched lapel ◦ Non-yellowing UV buttons for long-lasting whiteness through industrial laundry processing ◦ Two lower patch pockets ◦ Roomy fit with ¾ sleeve ◦ 28 ¼" back length on size medium

80% Polyester / 20% Combed Cotton Poplin

Country of Origin: Imported

TP31 ROOMY WITH ¾ SLEEVE

Color/Size:

Light Blue (LB) - (Reg) S-4XL

Navy (NV), Royal Blue (RB), White (WH) - (Reg) S-3XL

Red (RD) - (Reg) M-3XL



TP11NV



WOMEN'S SMOCK FITTED ADJUSTABLE ¾ SLEEVE



Lined, notched lapel ◦ Non-yellowing UV buttons for long lasting whiteness through industrial laundry processing ◦ Two lower patch pockets ◦ Fitted style with ¾ adjustable sleeves ◦ 31 ¼" back length on size medium

80% Polyester / 20% Combed Cotton Poplin

Country of Origin: Imported

TP11 FITTED WITH ADJUSTABLE ¾ SLEEVE

Color/Size:

Navy (NV) - (Reg) M-3XL

White (WH) - (Reg) S-3XL







Healthcare



KP14GY



MEN'S RED KAP® LAB COAT



One-piece, lined collar with notched lapel ◦ Non-yellowing UV buttons for long-lasting whiteness through industrial laundry processing ◦ Left chest pocket with pencil stall and two lower pockets ◦ Side vent openings ◦ KP18 has interior left chest pocket ◦ 41 ½" back length on all sizes (45 ½" on longs)

5 oz. Performance Blend Poplin,
80% Polyester / 20% Combed Cotton
Country of Origin: Imported

KP14 FIVE-BUTTON CLOSURE

Color/Size:

- Grey (GY) - (Reg) 38-54
- Light Blue (LB) - (Reg) 36-54
- Navy (NV) - (Reg) 36-56, (Long) 42-50
- White (WH) - (Reg) 32-60, (Long) 40-54

KP18 FIVE-GRIPPER CLOSURE

Color/Size:

- Light Blue (LB) - (Reg) S-3XL
- White (WH) - (Reg) S-4XL, (Long) L-XL



LB light blue

WH white

KP15WH shown with six-gripper closure and interior left chest pocket

NV navy

CUSTOMIZATION ◦ Light Blue - logo embroidery on left upper front

WOMEN'S RED KAP® LAB COAT

One-piece, lined collar with notched lapel ◦ Non-yellowing UV buttons for long-lasting whiteness through industrial laundry processing ◦ Left chest pocket with pencil stall and two lower pockets ◦ Princess seams on front and back ◦ Side vent openings ◦ KP15 has interior left chest pocket ◦ 38 ¼" back length on size medium

5 oz. Performance Blend Poplin, 80% Polyester / 20% Combed Cotton
Country of Origin: Imported

KP13 SIX-BUTTON CLOSURE

Color/Size:

- Light Blue (LB) - (Reg) S-3XL
- Navy (NV) - (Reg) S-2XL
- White (WH) - (Reg) XS-4XL

KP15 SIX-GRIPPER CLOSURE

Color/Size:

- White (WH) - (Reg) S-2XL

KP70WH



SPECIALIZED CUFFED LAB COAT



Six-gripper closure with neck gripper ◦ Chest pocket and lower pockets ◦ No side vents ◦ Polyester knit wrist cuffs ◦ 41 ½" back length on size medium

5 oz. Performance Blend Poplin, 80% Polyester / 20% Combed Cotton
Country of Origin: Imported

KP70 EXTERIOR CHEST POCKET
(Reg) XS-5XL

KP72 INTERIOR CHEST POCKET
(Reg) XS-4XL

Color: White (WH)



KP38WH



SPECIALIZED LAB COAT



One-piece, lined collar with notched lapel ◦ Five-gripper front ◦ Side vent openings ◦ 41 ½" back length on all sizes

5 oz. Performance Blend Poplin, 80% Polyester / 20% Combed Cotton
Country of Origin: Imported

KP38 (Reg) S-4XL

Color: White (WH)



KT34WH



STAFF COAT



Four-button front ◦ Non-yellowing UV buttons for long-lasting whiteness through industrial laundry processing ◦ Left chest pocket with bartacked pencil stall ◦ Two lower pockets ◦ Pleated back with sewn-on belt ◦ Side vent openings

6 oz. Fine-line Twill, 80% Polyester / 20% Combed Cotton
Country of Origin: Imported

KT34 MEN'S (Reg) S-3XL **M12**
(39" back length on size medium)

KT33 WOMEN'S (Reg) XS-2XL **L01**
(38 ¼" back length on size medium)

Color: White (WH)



5080WH




MEN'S LAB COAT



One-piece, lined collar with notched lapel ◦ Non-yellowing UV buttons for long-lasting whiteness through industrial laundry processing ◦ Two lower pockets ◦ Side vent openings ◦ 5700 has exterior left chest pocket ◦ 5080 has interior left chest pocket ◦ 41 ½" back length on size medium

5 oz. Performance Blend Poplin,
80% Polyester / 20% Cotton
Country of Origin: Imported

5080 FOUR-GRIPPER CLOSURE (Reg) S-3XL 
Colors: Light Blue (LB), White (WH)

5700 FOUR-BUTTON CLOSURE (Reg) XS-3XL
Color: White (WH)



5210WH



WOMEN'S LAB COAT



One-piece, lined collar with notched lapel ◦ Non-yellowing UV buttons for long-lasting whiteness through industrial laundry processing ◦ Five-button closure ◦ Darts at shoulder for shaping ◦ Left chest and two lower pockets ◦ Princess seams on back ◦ Decorative adjustable belted back ◦ No side vents ◦ 37" back length on size medium

5 oz. Performance Blend Poplin,
80% Polyester / 20% Cotton
Country of Origin: Imported

5210 (Reg) S-4XL
Color: White (WH)



Adjustable belted back and princess seams


KP10RB



LAPEL COUNTER COAT

One-piece, lined collar with notched lapel ◦ Left chest pocket and two lower pockets ◦ Non-yellowing UV buttons for long-lasting whiteness through industrial laundry processing ◦ Bartacked pencil stall ◦ KP10 has blazer styling with rounded front hem ◦ KP11 has princess seams on back

5 oz. Performance Blend Poplin, 80% Polyester / 20% Combed Cotton
Country of Origin: Imported

KP10 MEN'S THREE BUTTON 
(30" back length on size medium)

Color/Size:

Light Blue (LB), Navy (NV) - (Reg) S-3XL

Royal Blue (RB) - (Reg) S-2XL

Red (RD) - (Reg) M-3XL

White (WH) - (Reg) XS-4XL, (Long) M-2XL




KP11 WOMEN'S FOUR BUTTON 
(30" back length on size medium)

Color/Size:

White (WH) - (Reg) S-2XL

KP16WH




SPECIALIZED LAPEL COUNTER COAT

One-piece, lined collar with notched lapel ◦ Two lower exterior pockets ◦ Square-hemmed front ◦ KP17 has princess seams on back

5 oz. Performance Blend Poplin, 80% Polyester / 20% Combed Cotton
Country of Origin: Imported

KP16 MEN'S THREE GRIPPER (Reg) S-3XL 
(30" back length on size medium)

Color: White (WH)

KP17 WOMEN'S FOUR GRIPPER (Reg) S-2XL 
(28" back length on size medium)

Color: White (WH)



4010WH



MEN'S NOTCH COLLAR LAPEL COUNTER COAT

One-piece collar with notched lapel ◦ Non-yellowing UV buttons for long-lasting whiteness through industrial laundry processing ◦ Left chest pocket and two lower pockets ◦ 30 3/4" back length on size medium

Twill, 65% Polyester / 35% Cotton
Country of Origin: Imported

4010 (Reg) XS-3XL

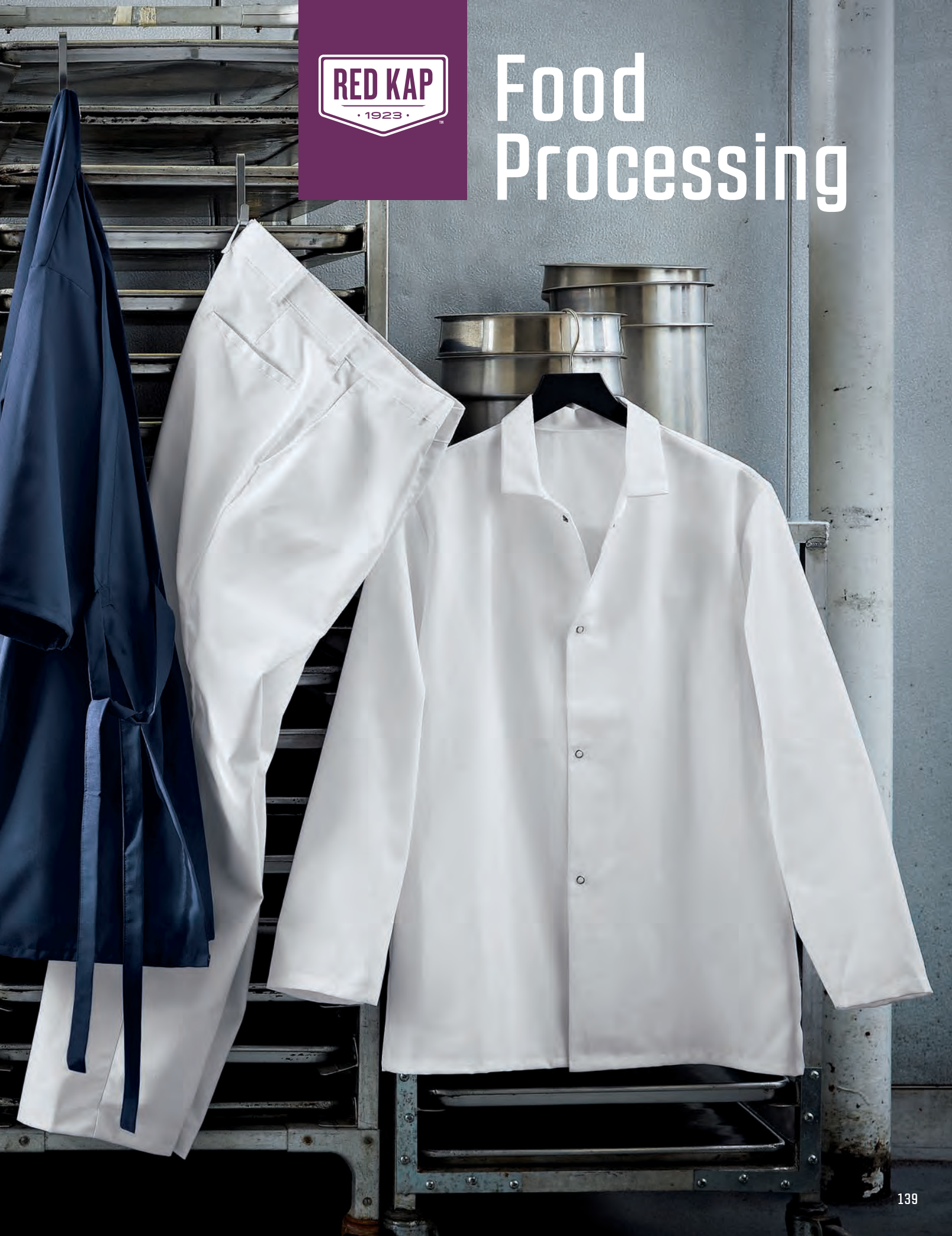
Color: White (WH)







Food Processing



KT50WH



FULL CUT BUTCHER COAT



Six large dome snap closures ◦ Interior chest pocket ◦ Two oversized exterior pockets ◦ Side and back vent openings ◦ Full cut to wear over heavy clothes ◦ 45 ¼" back length on size medium

65% Polyester / 35% Cotton Twill
Country of Origin: Imported

KT50 (Reg) S-3XL

Color: White (WH)



KS58WH



SNAP-FRONT BUTCHER COAT



Six large dome snap closures ◦ Interior left chest pocket ◦ Two oversized lower exterior pockets ◦ Side vent openings ◦ 45" back length on size medium

100% Spun Polyester Plain Weave
Country of Origin: Imported

KS58 (Reg) XS-5XL

Color: White (WH)



KT18WH



GRIPPER-FRONT BUTCHER COAT



Traditional fit with six-gripper front closure ◦ Interior left chest pocket ◦ Exterior lower pockets ◦ Side vent openings ◦ 41 ½" back length on size medium

65% Polyester / 35% Cotton Twill
Country of Origin: Imported

KT18 (Reg) S-3XL

Color: White (WH)



0416WH



GRIPPER-FRONT SHORT BUTCHER COAT



One-piece collar with notched lapel ◦ 0406 has a five-gripper front, one exterior chest pocket and two lower exterior pockets ◦ 0416 has a four-gripper front and no pockets ◦ 30 ¾" back length on size medium

65% Polyester / 35% Cotton Twill
Country of Origin: Imported

0406 (Reg) S-4XL

0416 (Reg) S-4XL

Color: White (WH)





CUFF COLORS



LB light blue with navy cuffs



NV navy with navy cuffs



TN tan with white cuffs



WH white with white cuffs

CUSTOMIZATION • White - logo embroidery on left upper front

4004WH



GRIPPER-FRONT BUTCHER COAT



One-piece collar with notched lapel • Six-gripper front closure • Side vent openings • 4004 and KS64 have one interior chest pocket and two exterior lower pockets • 4016 and KS62 have one exterior chest pocket and two exterior lower pockets • 4006 has no pockets • 44 3/4" back length on size medium

65% Polyester / 35% Cotton Twill
Country of Origin: Imported

4004 (Reg) S-4XL

4006 (Reg) S-4XL

4016 (Reg) S-4XL

Color: White (WH)

100% Spun Polyester
Country of Origin: Imported

KS64 (Reg) XS-5XL

KS62 (Reg) XS-5XL

Color: White (WH)



GRIPPER-FRONT POCKETLESS BUTCHER COAT WITH KNIT CUFFS



One-piece, lined collar with notched lapel • Six-gripper front • Two-piece sleeve for better fit • Knit cuff • No pockets • No side vents • 44 3/4" back length based on size medium

100% Spun Polyester Plain Weave
Country of Origin: Imported

KS60 (Reg) S-5XL

Colors: Light Blue (LB), Navy (NV), Tan (TN), White (WH)

WP10WH



COLLARLESS BUTCHER WRAP      

Three-quarter sleeves ◦ Reversible self-tie closure ◦ WP18 has no pockets ◦ WP10 has interior left chest pocket and two exterior lower pockets ◦ 37" back length on size medium

*White: 80% Polyester / 20% Combed Cotton Poplin
Light Blue, Navy, Royal Blue, Red: 100% Spun Polyester Plain Weave
Country of Origin: Imported*

WP18 (Reg) S-4XL *(Sizes vary by color)*

Colors: Light Blue (LB), Navy (NV), White (WH)

WP10 (Reg) S-4XL *(Sizes vary by color)*

Colors: Light Blue (LB), Navy (NV), Royal Blue (RB), Red (RD), White (WH)



WT50WH



BUTCHER WRAP      

One exterior chest pocket ◦ WS50 and WT50 have two exterior lower pockets ◦ WS40 has interior left chest pocket and two interior lower pockets ◦ Reversible self-tie closure ◦ Side vent openings ◦ 44 1/2" back length on size medium

100% Polyester Plain Weave ◦ Country of Origin: Imported

WS40 (Reg) XS-5XL

Color: White (WH)

100% Polyester Plain Weave ◦ Country of Origin: Imported

WS50 (Reg) XS-5XL

Color: White (WH)

65% Polyester / 35% Cotton Twill ◦ Country of Origin: Imported

WT50 (Reg) M-3XL

Color: White (WH)



SS16WH



SPECIALIZED POLYESTER WORK SHIRT      

Touchtex™ technology with superior color retention, soil release and wickability ◦ Two-piece convertible collar with sewn-in stays and stainless steel gripper closure ◦ Seven-gripper front ◦ 32 1/2" back length on size medium (33 3/4" on longs)

5 oz. Poplin, 100% Spun Polyester ◦ Country of Origin: Imported

SS26 SHORT SLEEVE, NO POCKET (Reg) S-3XL, (Long) L-4XL

SS16 LONG SLEEVE, NO POCKET (Reg) S-4XL, (Long) L-3XL

Color: White (WH)



SP16LT



SPECIALIZED POCKETLESS WORK SHIRT



Touchtex™ technology with superior color retention, soil release and wickability ◦ Two-piece convertible collar with sewn-in stays ◦ Six stainless steel gripper closures ◦ Squared bottom to wear tucked in or out ◦ 32 ½" back length on men's size medium ◦ 27" back length on women's size medium

4.25 oz Poplin, 65% Polyester / 35% Cotton
Country of Origin: Imported

MEN'S

SP26 SHORT SLEEVE (Reg) S-6XL*, (Long) L-4XL*

SP16 LONG SLEEVE (Reg) S-5XL*, (Long) M-4XL*

Colors: Light Grey (LA), Light Blue (LB), Light Tan (LT), Navy (NV), White (WH)

WOMEN'S

SP25 SHORT SLEEVE (Reg) S-4XL*

Colors: Light Blue (LB), White (WH)

SP15 LONG SLEEVE (Reg) S-4XL

Color: White (WH)

* Sizes vary by color



SC16LB



SPECIALIZED COTTON WORK SHIRT



Two-piece, lined collar with sewn-in stays ◦ Pocketless ◦ Seven stainless steel gripper closures ◦ Separate two piece back yoke ◦ 32 ½" back length on size medium (33 ¾" on longs)

5.25 oz. Twill, 100% Cotton
Country of Origin: Imported

SC16 LONG SLEEVE (Reg) S-3XL, (Long) L-2XL

Colors: Light Blue (LB), Navy (NV), White (WH)



PS56WH

SPECIALIZED WORK PANT



TOUCHTEX PRO™ with superior color retention and soil release ◦ Hook-and-eye closure ◦ Slack-style front pockets and set-in hip pockets ◦ No buttons on garment

7.5 oz. Twill, 65% Polyester / 35% Cotton
Country of Origin: Imported

PT56 30-42

Color: White (WH)


7.5 oz. 100% Spun Polyester
Country of Origin: Imported

PS56 30-44

Color: White (WH)







Culinary



CHEF DESIGNS VENTED BACK CHEF COAT



Ten pearl buttons ◦ Non-yellowing UV buttons for long-lasting whiteness through industrial laundry processing ◦ Left chest pocket ◦ Thermometer pocket on left sleeve ◦ Clean-finish cuff ◦ Vented back with wickable mesh insert ◦ 30" back length on size medium

80% Polyester / 20% Cotton Poplin
Country of Origin: Imported

KV30 (Reg) S-3XL
Color: White (WH)



Vented back detail

0401WH



CHEF DESIGNS WOMEN'S CHEF COAT



Double breasted with ten pearl buttons ◦ Non-yellowing UV buttons for long-lasting whiteness through industrial laundry processing ◦ Left chest pocket ◦ Thermometer pocket on left sleeve ◦ Clean-finish vented cuffs ◦ Pre-shrunk with soil release finish ◦ 28 1/2" back length on size medium

65% Polyester / 35% Cotton Twill
Country of Origin: Imported

0401 (Reg) S-3XL
Color: White (WH)



0415WH



CHEF DESIGNS TEN PEARL BUTTON

CHEF COAT (IL) (LS) (HW) (M 12)

Stand-up collar ◦ Double breasted with 10 pearl buttons ◦ Non-yellowing UV buttons for long-lasting whiteness through industrial laundry processing ◦ Left chest pocket ◦ Clean-finish vented cuffs ◦ Pre-shrunk with soil release finish ◦ 30" back length on size medium

65% Polyester / 35% Cotton Twill

Country of Origin: Imported

0415 THERMOMETER POCKET ON LEFT SLEEVE (Reg) S-4XL

Color: White (WH)

100% Spun Polyester Plain Weave

Country of Origin: Imported

0423 THERMOMETER POCKET ON LEFT SLEEVE (Reg) XS-5XL

Color: White (WH)

WH

0420WH



CHEF DESIGNS EXECUTIVE CHEF COAT

(IL) (LS) (HW) (M 12)

Stand-up collar ◦ Double breasted with ten knot buttons ◦ Left chest pocket ◦ Thermometer pocket on left sleeve ◦ Embroidered underarm ventilation eyelets ◦ Clean-finish vented cuffs ◦ Pre-shrunk with soil release finish ◦ 30" back length on size medium

65% Polyester / 35% Cotton Twill

Country of Origin: Imported

0420 (Reg) XS-4XL, (Long) M-XL

Color: White (WH)

WH

ten knot button, tunic & garnish chef coats

0421WH



CHEF DESIGNS TEN KNOT BUTTON CHEF COAT

IL LS HW M 12

Stand-up collar ◦ Double breasted with ten knot buttons ◦
Left chest pocket ◦ Thermometer pocket on left sleeve ◦
Clean-finish vented cuffs ◦ 30" back length on size medium

100% Spun Polyester Plain Weave
Country of Origin: Imported

0421 (Reg) XS-5XL

Color: White (WH)

WH

KT80WH



CHEF DESIGNS TUNIC CHEF COAT

IL LS HW ~~M~~ 12

Crossover collar ◦ Concealed gripper front ◦ Thermometer pocket on left
sleeve ◦ Clean-finish vented cuffs ◦ Pre-shrunk with soil release finish ◦
30" back length on size medium

65% Polyester / 35% Cotton Twill
Country of Origin: Imported

KT80 (Reg) S-2XL

Color: White (WH)

WH

KT74BT



CHEF DESIGNS GARNISH CHEF COAT

IL LS HW M 12

Black pearl buttons and black trim ◦ Left chest pocket ◦ Thermometer pocket
on left sleeve ◦ Clean-finish vented cuffs ◦ Pre-shrunk with soil release finish ◦
30" back length on size medium

65% Polyester / 35% Cotton Twill
Country of Origin: Imported

KT74 (Reg) S-3XL

Color: White (BT)

WH

0414WH



CHEF DESIGNS EIGHT KNOT BUTTON CHEF COAT

IL LS HW M 12

Stand-up collar ◦ Double-breasted front ◦ Left chest pocket ◦ Clean-finish vented cuffs ◦ Pre-shrunk with soil release finish ◦ 30" back length on size medium

65% Polyester / 35% Cotton Twill
Country of Origin: Imported

0411 WITHOUT THERMOMETER POCKET (Reg) S-4XL, (Long) L-3XL

Color: White (WH)

65% Polyester / 35% Cotton Twill
Country of Origin: Imported

0414 THERMOMETER POCKET ON LEFT SLEEVE (Reg) S-3XL

Color: White (WH)

WH

KT76BK



CHEF DESIGNS BLACK CHEF COAT

IL LS HW M 12

Stand-up collar ◦ Left chest pocket ◦ Thermometer pocket on left sleeve ◦ Clean-finish vented cuffs ◦ 30" back length on size medium

65% Polyester / 35% Cotton Twill
Country of Origin: Imported

KT76 EIGHT PEARL BUTTONS (Reg) XS-5XL

Color: Black (BK)

100% Spun Polyester Twill
Country of Origin: Imported

0425 TEN PEARL BUTTONS (Reg) XS-5XL

0427 TEN KNOT BUTTONS (Reg) XS-5XL

Color: Black (BK)

BK



0403WH



CHEF DESIGNS EIGHT PEARL BUTTON CHEF COAT

IL LS HW M 12

Stand-up collar ◦ Double-breasted front ◦ Non-yellowing UV buttons for long-lasting whiteness through industrial laundry processing ◦ Left chest pocket ◦ Clean-finish vented cuffs ◦ Pre-shrunk with soil release finish ◦ 30" back length on size medium

65% Polyester / 35% Cotton Twill
Country of Origin: Imported

0403 NO THERMOMETER POCKET (Reg) XS-5XL, (Long) L-3XL

0413 THERMOMETER POCKET ON LEFT SLEEVE (Reg) XS-5XL

Color: White (WH)

WH

0402WH



CHEF DESIGNS THREE-QUARTER SLEEVE CHEF COAT



Stand-up collar ◦ Double breasted with eight pearl buttons ◦ Non-yellowing UV buttons for long-lasting whiteness through industrial laundry processing ◦ Left chest pocket ◦ Pre-shrunk with soil release finish ◦ 30" back length on size medium

65% Polyester / 35% Cotton Twill
Country of Origin: Imported

0402 (Reg) S-4XL

Color: White (WH)

WH

0404WH



CHEF DESIGNS HALF-SLEEVE CHEF COAT



Stand-up collar ◦ Double breasted with eight pearl buttons ◦ Non yellowing UV buttons for long-lasting whiteness through industrial laundry processing ◦ Left chest pocket ◦ Pre-shrunk with soil release finish ◦ 30" back length on size medium

65% Polyester / 35% Cotton Twill
Country of Origin: Imported

0404 (Reg) S-4XL

Color: White (WH)

WH

4020WH



CHEF DESIGNS MILITARY BUSCOAT



Military collar ◦ Single breasted with four pearl buttons ◦ Non-yellowing UV buttons for long-lasting whiteness through industrial laundry processing ◦ Left chest pocket and two lower pockets ◦ Hemmed sleeves ◦ Pre-shrunk with soil release finish ◦ 30" back length on size medium

65% Polyester / 35% Cotton Twill
Country of Origin: Imported

4020 (Reg) XS-4XL, (Long) M-XL

Color: White (WH)

WH

SPO6WH



CHEF DESIGNS SNAPPY V-NECK CHEF SHIRT



Three-gripper front closure ◦ Thermometer pocket on left sleeve ◦ Side vents ◦ 28 ¾" back length on size medium

65% Polyester / 35% Cotton Poplin
Country of Origin: Imported

SPO6 (Reg) S-3XL

Color: White with White/Black Check (WH)



SPO8WB



CHEF DESIGNS CHECK V-NECK CHEF SHIRT



Black-and-white check pattern ◦ One left chest pocket ◦ Short sleeves ◦ 30" back length on size medium

65% Polyester / 35% Cotton Poplin
Country of Origin: Imported

SPO8 (Reg) S-3XL

Color: White/Black Check (WB)



5035BK



CHEF DESIGNS LONG COOK SHIRT



Six-gripper front ◦ Pocketless ◦ Squared bottom to tuck in or wear out ◦ 30 ½" back length on size medium

100% Spun Polyester Plain Weave
Country of Origin: Imported

5035 (Reg) XS-5XL

Colors: Black (BK) - Plain Weave, White (WH) - Poplin

65% Polyester / 35% Cotton Poplin
Country of Origin: Imported

5050 (Reg) S-4XL, (Long) L-3XL

Color: White (WH)



5020WH



CHEF DESIGNS COOK SHIRT

IL LS HW M 09

Five-gripper front ◦ Left chest pocket ◦ Squared bottom to tuck in or wear out ◦ 28" back length on size medium

65% Polyester / 35% Cotton Poplin ◦ Country of Origin: Imported

5020 GRIPPER FRONT

Colors:

Black (BK) - (Reg) S-4XL

White (WH) - (Reg) S-5XL

80% Polyester / 20% Cotton Poplin ◦ Country of Origin: Imported

5028 GRIPPER FRONT (Reg) S-3XL

Color: White (WH)

BK WH

5010WH



CHEF DESIGNS BUTTON-FRONT COOK SHIRT

IL LS HW M 09

Left chest pocket ◦ Squared bottom to tuck in or wear out ◦ 28" back length on size medium

65% Polyester / 35% Cotton Poplin

Country of Origin: Imported

5010 (Reg) S-4XL

Color: White (WH)

WH

SP04WH



CHEF DESIGNS BLACK TRIM COOK SHIRT

IL LS HW M 09

Black stand-up collar ◦ Five black buttons on front placket ◦ One left chest spade pocket ◦ Squared bottom to tuck in or wear out ◦ 28" back length on size medium

65% Polyester / 35% Cotton Poplin

Country of Origin: Imported

SP04 (Reg) S-3XL

Color: White (WH)

WH



PT55BW



PS54CS



5360BK

**CHEF DESIGNS BAGGY
CHEF PANT WITH ZIPPER FLY**



Full-elastic waist with drawstring ◦
Zipper fly ◦ Two side seam pockets ◦
One back patch pocket ◦ Pre-cure
with soil release finish

65% Polyester / 35% Cotton Twill
Country of Origin: Imported

PT55 XS-3XL

Colors: Black (BK), Black/White Check (BW)



**CHEF DESIGNS SPUN
POLYESTER BAGGY CHEF PANT**



Full-elastic waist with drawstring ◦
Two side seam pockets ◦ One back
patch pocket ◦ Duraprint™ technology
for superior colorfastness on PS54CS

100% Spun Polyester
Country of Origin: Imported

PS54 XS-5XL

Color/Fabric:

Black (BK) - 6.5 oz. Piece-dyed Twill
Chalk Stripe (CS) - 7 oz. Plain Weave Duraprint™
White/Black Check (WB) - 5 oz. Plain Weave
Yarn-dye



**CHEF DESIGNS BAGGY
CHEF PANT**



Full-elastic waist with drawstring ◦
Two side seam pockets ◦ One back patch
pocket ◦ Pre-cure with soil release finish

65% Polyester / 35% Cotton Twill
Country of Origin: Imported

5360 XS-3XL

Colors: Black (BK), Black/White Check (BW)





PS64WB



2020WH

CHEF DESIGNS SPUN POLYESTER CHECKED COOK PANT



Snap closure and zipper fly • Side-elastic waist • Two front slant pockets • Two patch hip pockets

100% Spun Polyester Plain Weave
Country of Origin: Imported

PS64 28-48

Color: White/Black Check (WB)



CHEF DESIGNS COOK PANT



Side-elastic waistband • Brass zipper and snap closure • Two front slant pockets • Two patch hip pockets

65% Polyester / 35% Cotton Twill
Country of Origin: Imported

2020 28-54

Color: Black/White Check (BW) - Printed Check

2020 30-46

Colors: Black (BK), White (WH)



HP60WH

CHEF DESIGNS CHEF HAT



Adjustable hook-and-loop closure

80% Polyester / 20% Cotton Poplin
Country of Origin: Imported

HP60 One size fits all

Colors: White with Black Band (BB), Black (BK), Red (RD), White (WH)



NP12RB

CHEF DESIGNS NECKERCHIEF



20" x 40" triangle

80% Polyester / 20% Cotton Plain Weave
Country of Origin: Imported

NP12 One size fits all

Colors: Black (BK), Royal Blue (RB), Red (RD)

65% Polyester / 35% Cotton Poplin
Country of Origin: Imported

NP12 One size fits all

Color: White (WH)





TT30HG

CHEF DESIGNS PREMIUM BIB APRON (IL) (LS) (HW)

Adjustable neck strap with plastic buckle • Two-section pocket • Soil release • 24" W x 34" L

65% Polyester / 35% Cotton Twill
Country of Origin: Imported

TT30 One size fits all

Colors: Black (BK), Hunter Green (HG), Navy (NV), Royal Blue (RB), White (WH)



TT32BR

CHEF DESIGNS PREMIUM SHORT BIB APRON (IL) (LS) (HW)

Adjustable neck strap with plastic buckle • Three-section pocket • 28" W x 24" L

65% Polyester / 35% Cotton Twill
Country of Origin: Imported

TT32 One size fits all

Colors: Black (BK), Burgundy (BR), Hunter Green (HG), Navy (NV)



1430RD

CHEF DESIGNS STANDARD BIB APRON (IL) (LS) (HW)

Strong tubular braided ties • Soil release finish • 1751 has pencil pocket on chest

65% Polyester / 35% Cotton Twill
Country of Origin: Imported

1751 30" W x 33" L (One size fits all)

Colors: Black (BK), White (WH)

65% Polyester / 35% Cotton Twill
Country of Origin: Imported

1430 30" W x 33" L (One size fits all)

Colors: Black (BK), Dark Red (DR), Hunter Green (HG), Navy (NV), Royal Blue (RB), Red (RD), White (WH)

100% Spun Polyester
Country of Origin: Imported

2500 27" W x 31" L (One size fits all)

Colors: Black (BK) - Twill, White (WH) - Plain Weave



CHEF DESIGNS SKULL CAP (HW) (M) (22)

Elastic back

65% Polyester / 35% Cotton Twill
Country of Origin: Imported

HP70 (M) 23" / (L) 25"

Colors: Black (BK), White (WH)



TT38BK

CHEF DESIGNS TUXEDO APRON

IL LS HW

Adjustable strap closure ◦ Center-divided patch pocket ◦ Soil release finish ◦ 28" W x 32" L

65% Polyester / 35% Cotton Twill
Country of Origin: Imported

TT38 One size fits all
Color: Black (BK)

BK



TT34WH

CHEF DESIGNS BISTRO APRON

IL LS HW

Extra long ties across top of apron ◦ Large rectangular pocket with pencil divider ◦ Wrinkle-resistant cotton ◦ 28" W x 32" L

65% Polyester / 35% Cotton Twill
Country of Origin: Imported

TT34 One size fits all
Colors: Black (BK), White (WH)

BK WH



1790WH

CHEF DESIGNS 4-WAY BAR APRON

IL LS HW

Tubular braid ties ◦ Pocketless ◦ 29" W x 32" L

65% Polyester / 35% Cotton Twill
Country of Origin: Imported

1790 One size fits all
Color: White (WH)

WH

TT46NV



CHEF DESIGNS WAIST APRON

IL LS HW

Three-section front pocket ◦ Self ties ◦ 23" W x 11" L with squared corners

65% Polyester / 35% Cotton Twill
Country of Origin: Imported

TT46 One size fits all
Colors: Black (BK), Navy (NV), White (WH)

BK NV WH



TP61LB

CHEF DESIGNS COBBLER APRON

IL LS HW M 67

Adjustable side ties • Split-pouch pocket • 26 ½" back length on size medium

80% Polyester / 20% Cotton Poplin
Country of Origin: Imported

TP61 M, L

Colors: Black (BK), Kelly Green (KG), Light Blue (LB), Navy (NV), Royal Blue (RB), Red (RD), Tan (TN)



1360NV

CHEF DESIGNS BUTTON-FRONT VEST

IL LS HW M 30

Four-button front • Chest pocket • Two lower front pockets • 23" back length on size medium

65% Polyester / 35% Cotton Twill
Country of Origin: Imported

1360 (Reg) S-3XL

Colors: Black (BK), Navy (NV), Royal Blue (RB), Red (RD)



TT36BK



CHEF DESIGNS HALF APRON

IL LS HW

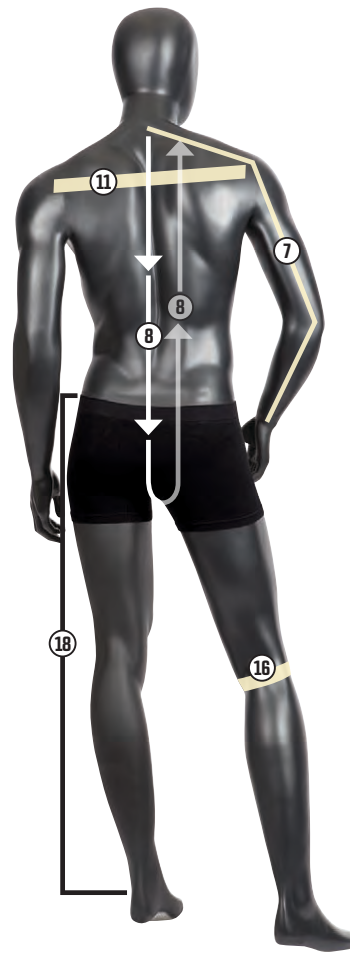
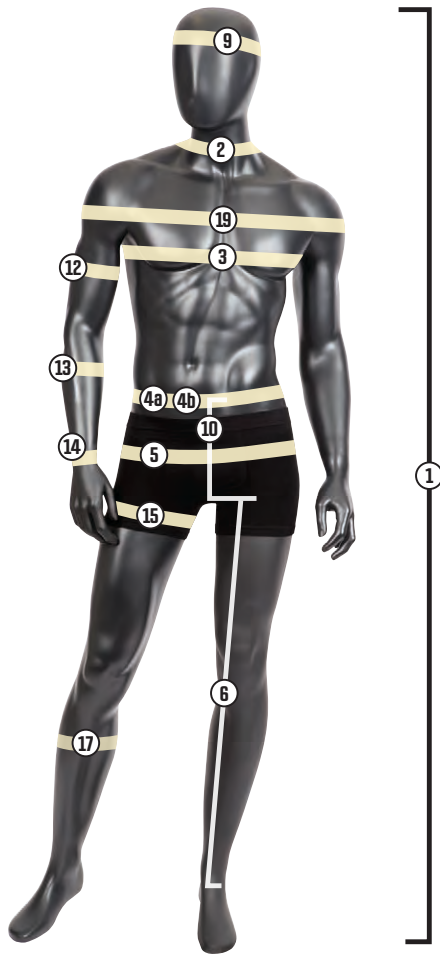
Three-section pouch pocket • Self ties • 20" W x 13" L with rounded corners

65% Polyester / 35% Cotton Twill
Country of Origin: Imported

TT36 One size fits all

Color: Black (BK)





① HEIGHT

Stand straight against a wall without your shoes. Make a mark level with the top of your head. Measure from this point down to the floor.

② NECK

Measure around the base of the neck where a collared shirt would fit, or measure a collar band on a shirt that fits you well.

③ CHEST / BUST

Measure the fullest part of your chest/bust. Hold the tape firmly, but not tightly. Be sure the tape is level and straight across your back. Stand naturally.

④a WAIST / MID-SECTION

First, remove your belt. Then, measure over shirt (not over pants) at 1/2" to 1" below the navel. Hold the tape firmly but not tightly. If pants are worn under a protruding abdomen, measure where pants are typically worn. Note: For women, please refer to the hip measurement as the key point of measure for fitting pants.

④b WAIST / MID-SECTION

For shirts and covering garments such as coveralls - measure midsection over clothing around the fullest part of the abdomen. Note: Include both "A" and "B" measurements if ordering multiple garments.

⑤ HIPS

Stand with your heels together. Measure around the fullest part of the hips. Hold the tape measure straight and level.

⑥ INSEAM

Standing straight, measure the distance from the crotch to just below the ankle bone. OR - using similar style pants that fit you well: lay garment flat with front and back creases and smooth. Measure along the inside seam of one leg from the bottom of the hem to the crotch.

⑦ SLEEVE

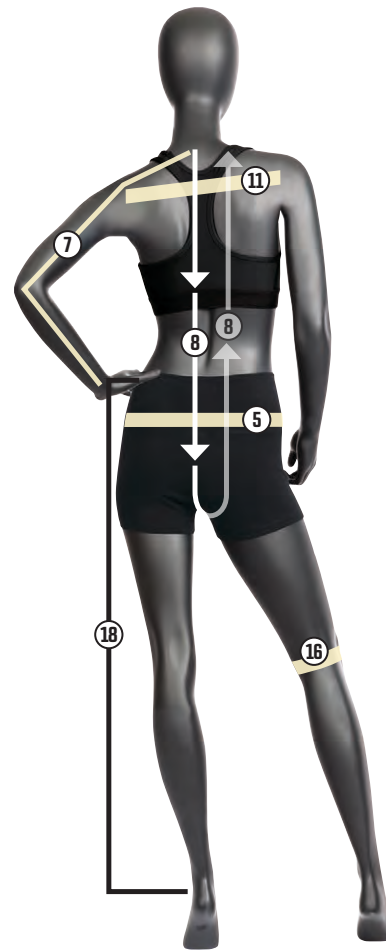
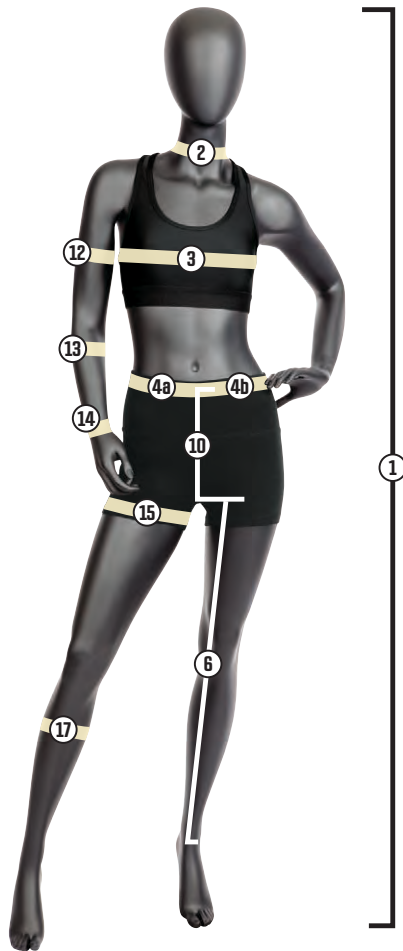
Bend the elbow slightly. Start at the center back of the neck and measure across the shoulder to the elbow and down to the wrist bone.

⑧ TRUNK

Measure from base of neck (front) down around crotch and back up to the bottom of the collar. *(For coveralls only)*

⑨ CAP / HAT SIZE

Measure the circumference of the head at it's widest diameter, approximately 1/8" above the ears.



10 FRONT & BACK RISES

FRONT - This is the distance from the center front at the top of the waistband to the intersection of the crotch seams. **BACK** - This is the distance from the center back at the top of the waistband to the intersection of the crotch seams.

11 ACROSS SHOULDER

While standing with arms down, measure across the back from one shoulder joint to the other.

12 UPPER ARM / BICEP

Measure the maximum circumference of the upper arm just below the under arm.

13 FOREARM

Measure the maximum circumference of the forearm at approximately 6" above the wrist.

14 WRIST

Measure the wrist circumference over the wrist bone.

15 THIGH

Measure around thigh (parallel to floor), below crotch.

16 KNEE

With the leg straight, measure the knee circumference over the knee cap and parallel to the floor.

17 CALF

Measure the circumference of the largest part of the lower leg approximately half way between the knee and ankle and parallel to the floor.

18 OUTSEAM

Measure along the outside of the leg from the top of the waistband to the bottom of the hem of just below the ankle bone. OR - lay garment flat, measure along outseam from top of band to bottom of hem.

19 OVERARM

With arms at the sides, measure around the broadest part of the shoulders and upper arms, keeping the tape level at all times. If overarm measurement is more than 7" larger than chest measurement, go up one size.

LFC-01 Alpha / Numeric Conversion Chart - Women's Measurements

Size	XS		S		M		L		XL		XXL		3XL		4XL	
	2	4	6	8	10	12	14	16	18	20	22	24	26	28	30	32
Bust	31½-32	32½-33	33½-34	34½-35	35½-36	36½-37½	38-39	39½-40½	41½-42½	43½-44½	45½-46½	47½-48½	49½-50½	51½-52½	53½-54½	55½-56½
Waist	23½-24	24½-25	25½-26	26½-27	27½-28	28½-29½	30-31	31½-32½	33-34½	35-36½	37-38½	39-40½	41-42½	43-44½	45-46½	47-48½
Hip	33-33½	34-34½	35-35½	36-36½	37-37½	38-39	39½-40½	41-42	42½-44	44½-46	46½-48	48½-50	50½-52	52½-54	54½-56	56½-58

Height **Petite:** 4'11"-5'3" **Regular:** 5'3½"-5'7" **Tall:** 5'7½"-5'11"

LFC-02 Alpha / Numeric Conversion Chart - Women's Measurements

Size	XS			S		M		L		XL		XXL		3XL		4XL	
	0	2	4	6	8	10	12	14	16	18	20	22	24	26	28	30	32
Bust	32-33	33-34	34-35	35-36	36-37	37-38	38-39½	39½-41	41-42½	42½-44½	44½-46½	46½-48½	48½-50½	50½-52½	52½-54½	54½-56½	56½-58½
Waist	25-26	26-27	27-28	28-29	29-30	30-31	31-32½	32½-34	34-35½	35½-37½	37½-39½	39½-41½	41½-43½	43½-45½	45½-47½	47½-49½	49½-51½
Hip	34½-35½	35½-36½	36½-37½	37½-38½	38½-39½	39½-40½	40½-42	42-43½	43½-45	45-47	47-49	49-51	51-53	53-55	55-57	57-59	59-61

Height **Petite:** 4'11"-5'3" **Regular:** 5'3½"-5'7" **Tall:** 5'7½"-5'11"

LFC-11 Women's Knit Shirts

Size	XXS	XS	S	M	L	XL	XXL	3XL	4XL	5XL	6XL	7XL	8XL
Waist	24½-27	27½-30	30½-33	31½-36	36½-39	39½-43	43½-47	47½-51	51½-55	55½-59	59½-63	63½-67	67½-71

LFC-13 Women's Fit Chart

Alpha Size	XS		S		M		L		XL		XXL		3XL		4XL	
Numeric Size	2	4	6	8	10	12	14	16	18	20	22	24	26	28	30	32
Bust	31½-32	32½-33	33½-34	34½-35	35½-36	36½-37½	38-39	39½-40½	41½-42½	43½-44½	45½-46½	47½-48½	49½-50½	51½-52½	53½-54½	55½-56½
Waist	25-25½	26-26½	27-27½	28-28½	29-29½	30-31	31½-32½	33-34	34½-36	36½-38	38½-40	40½-42	42½-44	44½-46	46½-48	48½-50
Hip	35-35½	36-36½	37-37½	38-38½	39-39½	40-41	41½-42½	43-44	44½-46	46½-48	48½-50	50½-52	52½-54	54½-56	56½-58	58½-60

Height **Petite:** 4'11"-5'3" **Regular:** 5'3½"-5'7" **Tall:** 5'7½"-5'11"

MFC-01 Men's Shirts

Alpha Size	XS	S	M	L	XL	XXL	3XL	4XL	5XL
Max. Chest	30	34	38	40	44	48	50	54	58

MFC-03 Men's Knit Shirts

Size	XXS	XS	S	M	L	XL	XXL	3XL	4XL	5XL	6XL	7XL	8XL
Chest	29-32	32-35	35-38	38-41	41-45	45-49½	49½-54	54-58½	58½-63	63-67½	67½-72	72-76½	76½-81

Height **Regular:** up to 5'11" **Tall:** over 5'11"

MFC-06 Men's Baggy Chef Pant

Size	XXS	XS	S	M	L	XL	XXL	3XL	4XL	5XL	6XL	7XL	8XL
Waist	19-23	23-27	27-31	31-35	35-39	39-43	43-47	47-51	51-55	55-59	59-63	63-67	67-71

Men's Pants - Size is determined by waist and inseam measurements. To order, specify waist and inseam in inches.

MFC-07 Men's Alpha Dress Shirt Fit Chart

Size	S	M	L	XL	XXL	3XL	4XL	5XL
Neck	13½-14½	14½-15½	15½-16½	16½-17½	17½-18½	18½-19½	19½-20½	20½-21½
Chest	32½-36	36½-40	40½-44	44½-48	48½-52	52½-56	56½-60	60½-64
Max. Waist	35¼	39¾	44¼	48¾	52¾	56¾	60¾	64¾
Sleeve Length	32	Regular Back Length						
	33	Regular Back Length plus 1½"						
	34	Regular Back Length plus 1½"						
	35	Regular Back Length plus 1½"						
	36	Regular Back Length plus 4"						
	37	Regular Back Length plus 4"						
	SSL	Regular Back Length plus 4"						

Sleeve Length is based on actual body measurement. Body length varies accordingly as shown above.

MFC-09 Men's Alpha Work Shirt Fit Chart

Size	S	M	L	XL	XXL	3XL	4XL	5XL
Neck	13½-14½	14½-15½	15½-16½	16½-17½	17½-18½	18½-19½	19½-20½	20½-21½
Chest	34½-38	38½-42	42½-46	46½-50	50½-53	53½-56	56½-59	59½-62
Max. Waist	36	40	44	48	51½	55	58½	62
Sleeve Length	RG	33	33½	34	34½	35	35	35
	LN	35½	35½	36	36	36	36	36
	XLN	37	37	37	37	37	37	37
Back Length	RG	Regular Back Length						
	LN	Regular Back Length plus 1½"						
	XLN	Regular Back Length plus 4"						
	SS	Regular Back Length						
	SSL	Regular Back Length plus 4"						

Note: Stock sizes may vary by color/item.
 Sizes are based on actual body measurements in inches.
 Styles and sizes are subject to change or withdraw without notice.

MFC-10 Men's Alpha Dress Shirt Fit Chart

Size	S	M	L	XL	XXL	3XL	4XL	5XL
Neck	13½-14½	14½-15½	15½-16½	16½-17½	17½-18½	18½-19½	19½-20½	20½-21½
Chest	32½-36	36½-40	40½-44	44½-48	48½-52	52½-56	56½-60	60½-64
Max. Waist	35¼	39¼	44¼	48¼	52¼	56¼	60¼	64¼
Sleeve Length	RG	33	33½	34	34½	35	35	35
	LN	35½	35½	36	36	36	36	36
	XLN	37	37	37	37	37	37	37
Back Length	RG	Regular Back Length						
	LN	Regular Back Length plus 1½"						
	XLN	Regular Back Length plus 4"						
	SS	Regular Back Length						
	SSL	Regular Back Length plus 4"						

MFC-12 Men's Jackets

Alpha Size	XS	S	M	L	XL	XXL	3XL	4XL	5XL	6XL	7XL	8XL												
Chest Size	32	34	36	38	40	42	44	46	48	50	52	54	56	58	60	62	64	66	68	70	72	74	76	78
Chest Max.	32"	34"	36"	38"	40"	42"	44"	46"	48"	50"	52"	54"	56"	58"	60"	62"	64"	66"	68"	70"	72"	74"	76"	78"

NOTE: If waist size is larger than chest size, use waist measurement as size. HEIGHT: Short: 5'3" - 5'7" Regular: 5'7" - 5'11" Long: 5'11" - 6'3" XLong: 6'3" - 6'7"

MFC-17 Men's Parkas

Alpha Size	XS	S	M	L	XL	XXL	3XL	4XL	5XL
Chest Max.	34	36	40	44	48	50	52	54	56

NOTE: If waist size is larger than chest size, use waist measurement as size.

MFC-18 Men's Vest

Alpha Size	M	XL	3XL	5XL	7XL
Chest Max.	40	48	52	56	60

MFC-19 Men's Jacket

Alpha Size	XS	S	M	L	XL	XXL	3XL	4XL	5XL
Chest Max.	37	40	43	46	49	52	56	60	64

NOTE: If waist size is larger than chest size, use waist measurement as size.

MFC-20 Men's Knit Shirts

Size	Chest
XXS	27-30
XS	30-33
S	33-36
M	36-39
L	39-43
XL	43-47½
XXL	47½-52
3XL	52-56½
4XL	56½-61
5XL	61-65½
6XL	65½-70
7XL	70-74½
8XL	74½-79

Metric Conversion Chart: Inches to Centimeters

Neck Sizes		Waist / Chest Sizes			
in	cm	in	cm	in	cm
13	33	28	71	44	112
13½	34	29	74	46	117
14	36	30	76	48	122
14½	37	31	79	50	127
15	38	32	81	52	132
15½	39	33	84	54	137
16	41	34	86	56	142
16½	42	35	89	58	147
17	43	36	91	60	152
17½	44	37	94	62	157
18	46	38	97	64	163
18½	47	29	99	66	168
19	48	40	102	68	173
19½	50	42	107	70	178
20	51				
20½	52	Inseam Lengths			
21	53	in	cm	in	cm
21½	55	28	71	33	84
22	56	29	74	34	86
22½	57	30	76	35	89
23	58	31	79	36	91
23½	60	32	81	37	94

MFC-21 Chef Hat

Alpha Size	L
Maximum Head Circumference	24¼"
Maximum Hat Size	7¾

MFC-22 Skull Cap

Alpha Size	M	L
Head Circumference	23"-24"	25"-26"

MFC-24 Men's Unlined Coveralls & Overalls

Alpha Size	XS		S		M		L		XL		XXL		3XL		4XL		5XL	
Numeric Size	32	34	36	38	40	42	44	46	48	50	52	54	56	58	60	62	64	66
Chest Size	30½-32	32½-34	34½-36	36½-38	38½-40	40½-42	42½-44	44½-46	46½-48	48½-50	50½-52	52½-54	54½-56	56½-58	58½-60	60½-62	62½-64	64½-66
Waist Max.	30½	32½	34½	36½	38½	40½	42½	44½	46½	48½	50½	52½	54½	56½	58½	60½	62½	64½

Short: 5'3" - 5'7" Regular: 5'7" - 5'11" Long: 5'11" - 6'3" XLong: 6'3" - 6'7"

MFC-25 Men's Jacket

Alpha Size	XS	S	M	L	XL	XXL	3XL	4XL	5XL
Chest Max.	36	39	42	45	48	52	55	58	63

NOTE: If waist size is larger than chest size, use waist measurement as size.

MFC-26 Men's Lined Coveralls & Overalls

Alpha Size	XS		S		M		L		XL		XXL		3XL		4XL		5XL	
Numeric Size	30	32	34	36	38	40	42	44	46	48	50	52	54	56	58	60	62	64
Chest Size	28½-30	30½-32	32½-34	34½-36	36½-38	38½-40	40½-42	42½-44	44½-46	46½-48	48½-50	50½-52	52½-54	54½-56	56½-58	58½-60	60½-62	62½-64
Waist Max.	28½	30½	32½	34½	36½	38½	40½	42½	44½	46½	48½	50½	52½	54½	56½	58½	60½	62½

Short: 5'3" - 5'7" Regular: 5'7" - 5'11" Long: 5'11" - 6'3" XLong: 6'3" - 6'7"

MFC-27 Lab Counter Coats

Alpha Size	XS	S	M	L	XL	XXL	3XL	4XL	5XL
Chest Max.	36	39	42	46	50½	55	59½	64	68½
Hip Max.	36	39	42	46	50½	55	59½	64	68½

MFC-30 Vest

Alpha Size	XS	S	M	L	XL	XXL	3XL	4XL	5XL	6XL	7XL	8XL
Chest	28¼-30¼	30¼-33¼	33¼-36¼	36¼-40¼	40¼-44¼	44¼-49¼	49¼-52¼	52¼-56¼	56¼-60¼	60¼-64¼	64¼-68¼	68¼-72¼
Hip Max.	29¼	32¼	35¼	39¼	43¼	47¼	51¼	55¼	59¼	63¼	67¼	71¼

Regular: Height up to 5'7" Long: Height over 5'7"

MFC-46 Men's Alpha Dress Shirt Fit Chart

Size	S	M	L	XL	2XL	3XL	4XL	5XL	
Neck	13½-14½	14½-15½	15½-16½	16½-17½	17½-18½	18½-19½	19½-20½	20½-21½	
Chest	34½-38	38½-42	42½-46	46½-50	50½-53	53½-56	56½-59	59½-62	
Max. Waist	36	40	44	48	51½	55	58½	62	
Sleeve Length	RG	34¼	34¾	35¼	35¾	36¼	36¾	37¼	37¾
	LN	35¾	36¼	36¾	37¼	37¾	38¼	38¾	39¼
	XLN	37¼	37¾	38¼	38¾	39¼	39¾	40¼	40¾
Back Length	RG	Regular Back Length							
	LN	Regular Back Length plus 1½"							
	XLN	Regular Back Length plus 4"							
	SS	Regular Back Length							
	SSL	Regular Back Length plus 4"							

MFC-47 Men's Numeric Dress Shirt Fit Chart

Size (Neck)	14	14½	15	15½	16	16½	17	17½	18	18½	19	19½	20	20½	21	21½
Chest	32½-34	34½-36	36½-38	38½-40	40½-42	42½-44	44½-46	46½-48	48½-50	50½-52	52½-54	54½-56	56½-58	58½-60	60½-62	62½-64
Max. Waist	33	35¼	37½	39¾	42	44¼	46½	48¾	50¾	52¾	54¾	56¾	58¾	60¾	62¾	64¾

Sleeve Length is based on actual body measurement. Body length varies accordingly as shown below:

Sleeve Length	32	Regular Back Length
	33	
	34	Regular Back Length plus 1½"
	35	
	36	Regular Back Length plus 4"
	37	
	SS	Regular Back Length
	SSL	Regular Back Length plus 4"

MFC-50 Men's Shirt Fit Chart

Regular & Tall	S	M	L	XL	2XL	3XL	4XL	5XL
Neck	13½-14½	14½-15½	15½-16½	16½-17½	17½-18½	18½-19½	19½-20½	20½-21½
Chest	32½-36	36½-40	40½-44	44½-48	48½-52	52½-56	56½-60	60½-64
Sleeve Length	RG	34½	35	35½	36	36½		
	TL			37	37½	38	38½	39½
Back Length	RG	Regular Back Length						
	TL	Regular Back Length plus 2½"						
	SS	Regular Back Length						
Big	1X	2XL	3XL	4XL	5XL	6X		
Neck	16½-17½	17½-18½	18½-19½	19½-20½	20½-21½	18½-19½		
Chest	46¼-49¾	50¼-53¾	54¼-57¾	58¼-61¾	62¼-65¾	66¼-69¾		
Sleeve Length	RG	35¾	36	36¼	36½	36¾	37	
	Back Length	RG	Regular Back Length					

MFC-52 Men's Jacket

Alpha Size	S	M	L	XL	XXL	3XL	4XL	5XL
Max. Waist	39	42	45	48	51	54	57	60

NOTE: If waist size is larger than chest size, use waist measurement as size.

MFC-67 Men's Cobbler Apron

Alpha Size	M	L
Chest	Up to 42"	Above 42"

MFC-85 Men's Wrap

Alpha Size	XS	S	M	L	XL	XXL	3XL	4XL	5XL	6XL	7XL	8XL												
Chest Size	34	36	37	39	40	42	44	46	48	50	52	54	56	58	60	62	64	66	68	70	72	74	76	78
Chest Max.	34"	36"	37"	39"	40"	42"	44"	46"	48"	50"	52"	54"	56"	58"	60"	62"	64"	66"	68"	70"	72"	74"	76"	78"

NOTE: If waist size is larger than chest size, use waist measurement as size. HEIGHT: Short: 5'3" - 5'7" Regular: 5'7" - 5'11" Long: 5'11" - 6'3" XLong: 6'3" - 6'7"

MFC-86 Men's Wrap

Alpha Size	XS	S	M	L	XL	XXL	3XL	4XL	5XL	6XL	7XL	8XL												
Chest Size	32	34	35	37	38	40	42	44	46	48	50	52	54	56	58	60	62	64	66	68	70	72	74	76
Chest Max.	32"	34"	35"	37"	38"	40"	42"	44"	46"	48"	50"	52"	54"	56"	58"	60"	62"	64"	66"	68"	70"	72"	74"	76"

NOTE: If waist size is larger than chest size, use waist measurement as size. HEIGHT: Short: 5'3" - 5'7" Regular: 5'7" - 5'11" Long: 5'11" - 6'3" XLong: 6'3" - 6'7"

quick reference guide

LOT #	PAGE	SIZE CHART	LOT #	PAGE	SIZE CHART	LOT #	PAGE	SIZE CHART	LOT #	PAGE	SIZE CHART
0401	146	LFC-01	5360	153	MFC-06	KP10	137	MFC-12	PT20TT	94	
0402	150	MFC-12	5700	136	MFC-12	KP11	137	LFC-01	PT21	82	LFC-02
0403	149	MFC-12	7701	37	MFC-03	KP13	134	LFC-01	PT22	41	
0404	150	MFC-12	7702	37	MFC-03	KP14	134	MFC-12	PT26	49	
0406	140	MFC-12	8301	37	MFC-01	KP15	134	LFC-01	PT26AA	92	
0411	149	MFC-12	9K03	126	LFC-02	KP16	137	MFC-12	PT27	85	LFC-02
0413	149	MFC-12	9P01	129	LFC-02	KP17	137	LFC-01	PT2A	45	
0414	149	MFC-12	9S01	127	LFC-02	KP18	134	MFC-12	PT2C	46	
0415	147	MFC-12	9S03	127	LFC-02	KP38	135	MFC-12	PT2L	44	
0416	140	MFC-12	9S05	127	LFC-02	KP43	130	LFC-01	PT32	43	
0420	147	MFC-12	AB12	55		KP44	130	MFC-12	PT34	49	
0421	148	MFC-12	AB14	55		KP70	135	MFC-27	PT38	43	
0423	147	MFC-12	AG10	63		KP72	135	MFC-27	PT39	83	LFC-13
0425	149	MFC-12	AG10FD	93		KS58	140	MFC-12	PT42	49	
0427	149	MFC-12	AG10MP	95		KS60	141	MFC-12	PT4A	52	
1360	157	MFC-30	AG10NS	94		KS62	141	MFC-12	PT4C	50	
1430	155		BD10	73		KS64	141	MFC-12	PT4L	51	
14434GM	95		BD30	73	MFC-26	KT18	140	MFC-12	PT50	42	
14444GM	95		CC14	72	MFC-24	KT30	66	MFC-12	PT55	153	MFC-06
1751	155		CC16	72	MFC-24	KT33	135	LFC-01	PT56	48, 143	
1790	156		CC18	70	MFC-24	KT34	135	MFC-12	PT59	82	LFC-01
1K00	126	MFC-10	CD32	73	MFC-26	KT50	140	MFC-12	PT60	42	
1P60	129	MFC-10	CK44	67	MFC-24	KT74	148	MFC-12	PT61	82	LFC-01
1S00	128	MFC-10	CP30	70	MFC-24	KT76	149	MFC-12	PT62	42	
1T11	80	LFC-02	CP40	70	MFC-24	KT80	148	MFC-12	PT66	50	
1T12	33	MFC-10	CT10	71	MFC-24	KV30	146	MFC-12	PT66BF	92	
1T21	80	LFC-02	CT10EN	123	MFC-24	LN30	59	MFC-12	PT66BT	93	
1T22	33	MFC-10	CT10HVB	115	MFC-24	NP12	154		PT88	43	
2020	154		CT100VB	115	MFC-24	PG20	46		PT88BF	92	
2104BK	94		CT16	71	MFC-24	PG20EN	122		PT88BT	93	
2109NV	95		CT30	72	MFC-26	PG26	49		PT88EN	122	
2110BK	95		DP23	130	LFC-01	PG44	47		PT89	84	LFC-02
2111BK	95		DP29	130	LFC-01	PG45	84	LFC-02	PX60	11	
2112BK	95		HB20	63		PG46	47		PZ20	48	
2113BK	95		HD20	62		PG76	47		PZ33	83	LFC-02
2114BK	95		HP60	154	MFC-21	PG80	48		SB12	16	MFC-46
2116BK	94		HP70	155	MFC-22	PG86	50		SB22	16	MFC-46
2117BK	94		JO20	63	MFC-12	PD30	55		SC14	30	MFC-10
2500	155		JO24	62	MFC-12	PD52	53		SC16	24, 143	MFC-46
2M11	126	LFC-02	JP66	61	MFC-25	PD54	53		SC24	30	MFC-10
2P11	129	LFC-02	JP68	60	MFC-25	PD60	54		SC30	25	MFC-46
2S11	128	LFC-02	JP70	61	MFC-12	PD60ED	121		SC30EG	119	MFC-46
4004	141	MFC-12	JT22	60	MFC-12	PD63	85	LFC-02	SC30EN	119	MFC-46
4006	141	MFC-12	JT36	59	MFC-12	PD80	54		SC40	25	MFC-46
4010	137	MFC-12	JT38	58	MFC-12	PD90	54		SC40EG	119	MFC-46
4016	141	MFC-12	JT40	59	MFC-12	PP73	128	LFC-01	SC40EN	119	MFC-46
4020	150	MFC-12	JT50	58	MFC-12	PS54	153	MFC-06	SC64	33	MFC-07
5010	152	MFC-09	JT50EG	123	MFC-12	PS56	48, 143		SC70	29	MFC-46
5020	152	MFC-09	JT50EN	123	MFC-12	PS64	154		SC74	33	MFC-07
5028	152	MFC-09	JY32AB	114	MFC-12	PT10	41		SD10	30	MFC-50
5035	151	MFC-09	JY32HV	114	MFC-12	PT18HVB	115		SD20	30	MFC-50
5050	151	MFC-09	JY38HVB	114	MFC-17	PT20	40		SD78	30	MFC-10
5080	136	MFC-12	KK26	67	MFC-27	PT20AA	92		SH10	27	MFC-46
5210	136	LFC-01	KK28	67	MFC-27	PT20EN	122		SH20	27	MFC-46

LOT #	PAGE	SIZE CHART	LOT #	PAGE	SIZE CHART	LOT #	PAGE	SIZE CHART	LOT #	PAGE	SIZE CHART
SK02	34	MFC-03	SP24VG	94	MFC-46	SY14DL	92	MFC-46	SY70YN	105	MFC-46
SK20	34	MFC-03	SP24VL	95	MFC-46	SY14FD	93	MFC-46	SY80YC	105	MFC-46
SK24	34	MFC-03	SP24VP	95	MFC-46	SY14GB	93	MFC-46	SY80YN	105	MFC-46
SK52	37	MFC-03	SP24WM	119	MFC-46	SY14HD	93	MFC-46	SYK2HV	113	MFC-20
SK74	35	MFC-03	SP25	79, 143	LFC-01	SY14HV	109	MFC-46	SYK6HV	113	MFC-20
SK90	36	MFC-03	SP26	24, 143	MFC-46	SY14HY	93	MFC-46	TD20	66	
SK91	81	LFC-02	SP28	22	MFC-46	SY14IN	94	MFC-46	TP11	131	LFC-01
SK92	36	MFC-03	SP28AA	93	MFC-46	SY14KM	94	MFC-46	TP23	131	LFC-01
SK96	35	MFC-03	SP35	128	MFC-46	SY14LN	94	MFC-46	TP27	131	LFC-01
SK97	81	LFC-02	SP50	29	MFC-07	SY14ME	95	MFC-46	TP31	131	LFC-01
SK98	35	MFC-03	SP60	29	MFC-07	SY14MP	95	MFC-46	TP61	157	MFC-67
SL10	16	MFC-46	SP65	130	LFC-01	SY14SU	94	MFC-46	TT30	155	
SL20	16	MFC-46	SP74	27	MFC-07	SY14YE	120	MFC-46	TT32	155	
SL50	31	MFC-10	SP80	32	MFC-07	SY14YG	107	MFC-46	TT34	156	
SL60	31	MFC-10	SP81	78	LFC-01	SY14YN	107	MFC-46	TT36	157	
SP04	152	MFC-09	SP84	27	MFC-07	SY16	23	MFC-46	TT38	156	
SP06	151	MFC-09	SP90	32	MFC-07	SY18MS	95	MFC-46	TT46	156	
SP08	151	MFC-09	SP91	78	LFC-01	SY20	20, 21	MFC-46	VD22	62	MFC-12
SP10	16, 26	MFC-46	SR60	31	MFC-47	SY20FT	92	MFC-46	VP62	61	MFC-25
SP13	78	LFC-01	SR61	79	LFC-01	SY20FX	93	MFC-46	VT22	61	MFC-12
SP14	14, 16, 25, 26	MFC-46	SR65	80	LFC-01	SY20HX	95	MFC-46	VYV6YE	112	MFC-18
SP14AA	92	MFC-46	SR70	31	MFC-47	SY20VX	94	MFC-46	W976	53	
SP14AC	23	MFC-09	SR71	79	LFC-01	SY24AB	111	MFC-46	WP10	142	MFC-86
SP14EG	118	MFC-46	SR75	80	LFC-01	SY24AD	93	MFC-46	WP18	142	MFC-86
SP14EN	118	MFC-46	SS14AB	111	MFC-46	SY24CD	93	MFC-46	WS40WH	142	MFC-85
SP14GM	23	MFC-46	SS14HV	109	MFC-46	SY24CV	92	MFC-46	WS50WH	142	MFC-85
SP14LX	94	MFC-46	SS140F	111	MFC-46	SY24DL	92	MFC-46	WT50WH	142	MFC-85
SP14MZ	95	MFC-46	SS140R	120	MFC-46	SY24FD	93	MFC-46			
SP14NS	94	MFC-46	SS1402	109	MFC-46	SY24GB	93	MFC-46			
SP14ON	119	MFC-46	SS14YE	120	MFC-46	SY24HD	93	MFC-46			
SP14QL	93	MFC-46	SS16	24, 142	MFC-46	SY24HV	109	MFC-46			
SP14TT	94	MFC-46	SS24AB	111	MFC-46	SY24HY	93	MFC-46			
SP14VG	94	MFC-46	SS24HV	109	MFC-46	SY24IN	94	MFC-46			
SP14VL	95	MFC-46	SS240F	111	MFC-46	SY24KM	94	MFC-46			
SP14VP	95	MFC-46	SS240R	120	MFC-46	SY24LN	94	MFC-46			
SP14WM	119	MFC-46	SS2402	109	MFC-46	SY24ME	95	MFC-46			
SP15	79, 143	LFC-01	SS24YE	120	MFC-46	SY24MP	95	MFC-46			
SP16	124, 143	MFC-46	SS26	24, 142	MFC-46	SY24SU	94	MFC-46			
SP18	22	MFC-46	SS36	31	MFC-07	SY24YE	120	MFC-46			
SP18AA	93	MFC-46	SS46	31	MFC-07	SY24YG	107	MFC-46			
SP20	16, 26	MFC-46	ST52	27	MFC-46	SY24YN	107	MFC-46			
SP23	78	LFC-01	ST62	27	MFC-46	SY26	23	MFC-46			
SP24	14, 16, 25, 26	MFC-46	SX10	10	MFC-46	SY28MS	95	MFC-46			
SP24AC	23	MFC-09	SX20	10	MFC-46	SY30	22	MFC-46			
SP24AA	92	MFC-46	SY06YE	121	MFC-20	SY31	76	LFC-01			
SP24EG	118	MFC-46	SY10	20, 21	MFC-46	SY32	18	MFC-46			
SP24EN	118	MFC-46	SY10FT	92	MFC-46	SY40	22	MFC-46			
SP24GM	23	MFC-46	SY10FX	93	MFC-46	SY41	76	LFC-01			
SP24LX	94	MFC-46	SY10HX	94	MFC-46	SY42	18	MFC-46			
SP24MZ	95	MFC-46	SY10VX	94	MFC-46	SY50	28	MFC-46			
SP24NS	94	MFC-46	SY14AB	111	MFC-46	SY5A	93	MFC-46			
SP24ON	119	MFC-46	SY14AD	93	MFC-46	SY60	28	MFC-46			
SP24QL	93	MFC-46	SY14CD	93	MFC-46	SY6A	93	MFC-46			
SP24TT	94	MFC-46	SY14CV	92	MFC-46	SY70YC	105	MFC-46			



done
right.®



safetysmartgear™

be seen - be safe - be smart™

CALL FOR QUOTE: 877-999-4847
WWW.SAFETYSMARTGEAR.COM

CAUTION: Garments contained in this catalog meet government flammability Class 1 requirements but do not provide protection from ignition sources, molten substances or chemical exposure. Special flame-resistant garments are available if required.

Product images and fabric swatches shown here are photomechanically reproduced. As a result, colors may vary from actual fabric samples.

© 2018 VF Imagewear, Inc.

Red Kap®, a brand of



VF Imagewear, Inc.

